



RegaLead®


THE
Definitive
PRODUCT CATALOGUE



decorative products
for the overlay market

EDITION **ONE**

About RegaLead



Here at RegaLead, we make it our business to be the best. And with the best products at the best prices it's little wonder we're the largest supplier of decorative components to the European glass and door market. But don't just take our word for it, see for yourself! This, our definitive catalogue, contains our full range of fantastic components for the decorative glass overlay market and is laid out in an easy-to-use format. Have a look and see why RegaLead is the last word in decorative glass.

From our headquarters in Manchester, we trade in over 75 countries worldwide, specialising in decorative Overlay systems. For over 30 years, we've delighted our customers with the size and scope of our product ranges. After pioneering the use of bevelled glass, we've gone on to become the largest European supplier, adding sparkle to decorative glass!



We're adding colour too, with our beautiful Stained Glass Art Film range. Featuring over 500 original styles, including opaques, wisps, metallics and marbles, we've got every colour of the rainbow (and a whole lot more!). And if that weren't enough, we're also the UK's leading supplier of self-adhesive lead, manufacturing over 30 million metres a year. RegaLead is the Overlay expert.

However, we're more than just Overlay. Over the last 10 years, RegaLead has expanded and our portfolio is now as diverse as it is great. From sandblasting to fused glass, we've got it covered. Our additional sites in Kent and Scotland provide specialist centres of glass knowledge. CadRam in Northfleet is the home of our backpainted glass and decorative resin systems, while Decorative Door Products in Hawick developed our unique Crystal Art technology, which is used in insulated door-glass units.

If you can think of it, RegaLead does it. And with our strong international network of local agents and distributors, RegaLead's customers get the same great products and service the world over!



For more information or to order any of our fantastic products, please contact our sales office who would be delighted to help.



REGALEAD



RegaLead in Manchester



CadRam in Northfleet



Decorative Door Products in Hawick



(Head Office)

Columbus House | Altrincham Road | Sharston
Manchester | M22 9AF | United Kingdom



Unit B2 | Springhead Enterprise Park
Springhead Road | Northfleet | Kent | DA11 8HB
United Kingdom



Unit B | Burnfoot Industrial Estate
Hawick | TD9 8SL | Scotland

 +44 (0)161 946 1164

 +44 (0)161 946 1033

 sales@regalead.co.uk

 facebook.com/regalead

 @RegaLead

 www.regalead.co.uk

REGALEAD



A decorative overlay system is applied to a glass surface. The design features a central vertical element with a large, vertically oriented oval in the middle, flanked by symmetrical, teardrop-shaped motifs. Above this central element, there are more complex, interlocking shapes. The entire design is outlined in black. A circular metallic fastener is visible at the top left of the glass panel.

DECORATIVE OVERLAY SYSTEMS



REGALEAD



INDEX



LEAD PROFILES A11



DECORATIVE FILMS A17



DECORATIVE BEVELS A53



FUSED GLASS TILES A117



INOX ELEMENTS A135





BEVEL BONDING A139



TOOLS AND ACCESSORIES A147



SOFTWARE SOLUTIONS A151



Photograph courtesy of Elegance In Glass Studio, Arizona, USA




RegaLead products are based on an adhesive overlay system which bonds colour, bevelled glass and lead lines to a single piece of glass or plastic to create stunning leaded-effect looks that offer a number of advantages over the traditional art of leaded glass.

Manipulation of colour



- **Lower weight** - it is a single piece construction and does not require triple glazing
- **More design freedom** - lead lines and support rods are not required for strengthening the panel
- **Greater architectural freedom** - products can be bonded on non-glass products (ideal for ceiling lights and panels)
- **Lower cost** - the system is quick to work with, reducing labour costs considerably



The RegaLead decorative overlay system has been continually developed and improved over the past 30 years and can be seen in a wide range of applications, including:


- **Windows and doors**
- **Kitchen cabinets and furniture panels**
- **Mirrors**
- **Over-tub windows**
- **Room dividers**
- **Ceiling light panels**
- **Glazed roofs**

It is these unique advantages and wide range of possible applications that have resulted in Regalead supplying over a thousand direct and many thousands of indirect customers, in over 75 countries around the world, from Europe and the USA to the Far East and Australia.





Over the past 30 years, the products have been specified for use in bars, restaurants, offices, shopping malls and public buildings - as well as in many millions of homes around the world. RegaLead overlay products are now firmly established as technically proven and the designer's choice in most of the world's leading markets.

Enhancing the appearance






Atrium ceiling at The Water Milllock, Bolton, UK. Designed and produced by Stained Glass Creations



A clear pane of glass...

add RegaLead profiles to create a traditional glass look with the simple elegance that lead can bring. With the appearance of authentic lead coming, but the added structural and design versatility of our entire Overlay system, our self-adhesive profiles are as popular as they are easy to use.

As the UK's leading manufacturer of self-adhesive lead, RegaLead has developed an extensive range of profiles to suit every requirement. Using our unique production technology, we've developed the use of electrophoretic and polyester powder coatings, allowing us to create a fantastic selection of 14 different standard colour options. If that wasn't enough, RegaLead is available in 16 different widths, and 4 different profiles, giving our customers the largest range of self-adhesive leads available on the market today.



add eye-catching colour with our Stained Glass Art Film collection with over 350 coloured, patterned and textured film overlays.

Versatile enough to be used within insulated glass units, applied to mirrors and even on curved surfaces, our film range allows incredible design freedom and creates stunning effects.



Our Stained Glass Art Films are available in a selection of styles, from plain translucent colours to wisps and metallic effects. We also manufacture clear textured films to replicate the look of patterned or privacy glass. In addition to the films, our printing experts have created a range of pre-printed fanlight designs for conservatories and kitchens. We are also delighted to offer a Digital Art Film service - our bespoke printing facility which can reproduce any design onto film.

...is just that...a plain piece of glass!

By adding colour, pattern, texture, you are adding style, character, individuality and value. Just how, is easy with the options offered by RegaLead.

add individual style, colour and appeal with a clear or coloured RegaBevel. Our precision-made bevels are crafted from quality 5mm float glass and feature finely feathered 1.8mm edges so they perfectly fit with our lead profiles.

RegaLead pioneered the use of glass bevels in the UK and our ever-expanding collection is now the most extensive single range available in Europe. Featuring over 500 designs, our beautiful collection includes Dichroic, Multi-Faceted, Glue Chip and Concave bevels in addition to our clear and coloured range. If that wasn't enough, our bespoke bevel manufacturing service can facilitate any possible customer design requirements.



add the brilliant simplicity of Fusion Tiles to create a contemporary touch of style in your decorative designs. We've made the luxury of stunning fused glass affordable, while still maintaining the traditional techniques used to make it.

With the most comprehensive collection of fused glass tiles available in the marketplace, RegaLead offers the best selection of styles and applications. These include tiles made from Spectrum's artistic glass, traditional Murano glass from Italy and, as our newest addition, Spanish glass fused with Gold and Silver leaf.

Accentuate the Fusion Tiles with our new collection of stainless steel Inox Elements...the perfect accessory. See the full range on pages A133 - A136.



Marketing Support

RegaLead can now offer the widest range of marketing materials to help our customers effectively sell our decorative overlay products. All our catalogues and swatches have been specifically designed to ease the sales process, and many of them are now available with your own branding.

For customers who are looking to create their own brochures, we now have a library of thousands of images which can be supplied. Alternatively, our marketing partners at Refresh Media Design can develop catalogues, marketing and websites at specially negotiated prices.

Lead Swatches

Lead swatch cards have a small sample of every lead colour and lists the widths and profiles available for each. They are available with either RegaLead or customised branding.

Lead Swatch Card (Complete)
£1.50

Self-assembly lead Swatches.
Includes: 150 Cards,
10m x 4.5mm of each
13 lead colours
£75.00

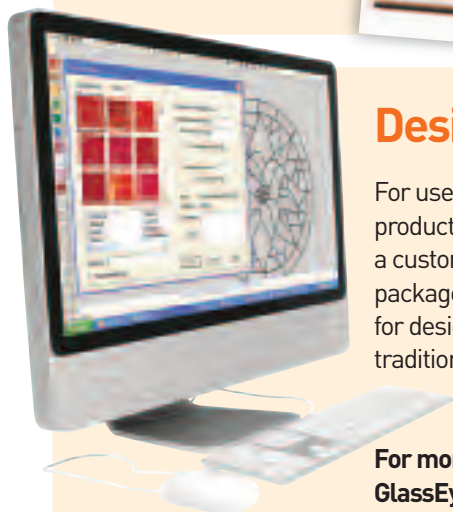
Own-branded lead Swatches
for self-assembly. Includes:
150 Cards, 10m x 4.5mm
of each 13 lead colours
and artwork charges
£165.00



Design Software

For use with all our overlay products, GlassEye 2000R is a customised CAD drawing package specifically developed for designing overlay and traditional stained glass.

For more information on
GlassEye and other design
software options, please
refer to Section F.



Stained Glass Art Film

Swatches: Swatches are printed onto clear acetate, clearly showing the opacity level of the film, with the individual pieces measuring 115mm x 60mm. Fan swatches of the complete catalogue of films are available as a set or individually. Additionally, we can produce customer branded covers and backs with up to 100 colours.

Samples: Our samples service allows you to select individual film pieces which can be used to indicate colour clarification, style and reference for your customer.

Full Swatch Set
£15.00

Translucent
£3.50

100 & 200 Series
£3.50

300 & 400 Series
£3.50

500 & 600 Series
£3.50

Embossed
Background
£2.50

Swatch piece
holders (50 Pack)
£9.50

Custom Swatches

Set-up charge:
£1.50 per swatch.
Pieces: 6p each.
Eg. 60 piece swatch:
£1.50 set-up + 60 x
6p = £5.10 each.
Minimum order is
25 sets.

Film CD (Glass-Eye)

High-quality images of all Stained Glass Art Film in Jpeg format for incorporating into Glass Eye software or website/brochure development.
£25.00



Decorative Options Brochure | 40 Page

Packed full of design ideas for fanlights, trailing bays, doors and windows, our latest brochure highlights how to make the best of our overlay products. Featuring fantastic photography, in-situ shots and easy-to-follow coding systems, it is the 'definitive' guide for overlay decorative glass.

We also offer customised overprinting for our 'Decorative Options' brochure, with either full page or wrap covers.



RegaLead
Branded Covers
40p each

Option 1 | Full Page Covers

Own branded brochures with front and back cover changes, styled to compliment your existing literature or we can create a style for you. Prices include artwork charges.

Back Cover
297mm x 210mm

Front Cover
297mm x 210mm



1000 Brochures
£775.00

2000 Brochures
£1150.00

3000 Brochures
£1500.00

Option 2 | Wrap Covers

Non-branded brochures with the addition of a 'wrap' to incorporate your logo on the front and contact details on the back. Prices include artwork charges.

Back Cover
178mm x 210mm

Front Cover
210mm x 210mm



100 Brochures
£115.00

200 Brochures
£190.00


300 Brochures
£270.00

Prices are converted at the appropriate rate into Euros or US Dollars on the day of purchase

Training Support

With over 30 years experience in producing Overlay materials and our own decorative glass production business based in Scotland, we can offer training and support second to none. Training customers has been at the core of our business philosophy since we began and our commitment to this business model has never waned.

We now have a fully equipped training facility at our Manchester site and employ a full-time glass designer and trainer, whose role is to assist customers in getting the most from the fantastic RegaLead range.



For customers who are looking to start using our products in a more mass production environment, our Decorative Door Products division in Hawick, Scotland can offer practical training and advise on best practice, how to gain production efficiencies and working with insulated glass.

We appreciate that not all customers can, or will want to come to us for training, so we offer on-site training anywhere in the world either via our network of distributors and agents, or with our UK based staff.

Technical Support

As well as offering practical advice on the application of our products, we also provide a full range of technical support and data to support international standards:



Photo courtesy of British Standard Institute

EN1279

All RegaLead overlay products have been extensively tested to the requirements of EN1279 and we can provide certificates of conformity for volatile content and sheer and adhesion testing. We work closely with UK-based consultants, CEN Solutions, who can assist customers in meeting the requirements of this standard.

Canadian Fog Box Test

RegaLead profiles have been successfully tested via CanBest to the exacting requirements of the 2189 Fogging Test for the USA and Canada.

Pilkington Active Compatible

RegaLead profiles and UV adhesives have been approved by Pilkington for use on their Activ™ coated glass surface.

LEAD PROFILES

RegaLead is the UK's leading manufacturer of self-adhesive lead profiles, producing in excess of 30 million metres per year!
With 13 finishes and widths ranging from 2mm to 22mm, we've a choice of profiles to suit every requirement.





Our self-adhesive profiles are made with 99.5% pure lead, modified with a small amount of antimony to improve weathering performance and surface polish. Every profile has a high-performance, pressure sensitive, acrylic adhesive which makes them suitable for permanent application to both interior and exterior glass surfaces in both single and double glazed units.


The lead is manufactured to ISO 9001:2008 quality standards, and additional weather and age testing to ASTM G154-06 standards has been conducted on the coated leads.

We've created 13 colour options which are split into 3 categories: Natural, Electrophoretic Coated and Powder Coated.



Natural

Our Natural Lead has no coating and will oxidise over time to give the weathered look of traditional old leaded windows. It is possible to solder natural lead.



Electrophoretic Coated


We were the first supplier to develop the use of electrophoretic coatings for lead, and have created our own unique production technology which gives a clean, even and fine finish to the lead surface. Suitable for exterior use, our range comprises of Antique, Platinum, Clear Kote and Brass with the standard gloss finish, and Satin Antique and Satin Brass with a satin finish.



Antique



Satin
Antique




Brass



Satin
Brass




Clear
Kote



Platinum

Powder Coated


Our newest finish, polyester powder coating, offers significant resistance to scratching, but is not guaranteed for exterior use. This finish is available in White, Chrome, Titanium, Ebony and Gold, in addition to Antique Iron and Antique Copper, which showcases the unique hammered effect we've created. We can also create special colours if required and minimum volume is 600 reels (4.5mm)



Cream




Gold




Titanium




White



Antique Copper



Antique Iron



Ebony



Custom Colours

With our powder coating technology, it is now possible to produce custom colours of lead profiles in economical volumes. We offer a full range of RAL colours and specialist metallic effects from Akzo Nobel, the world leader in powder coating technology. Minimum volumes for a specialist colours are:

PROFILE WIDTH	4.5mm	6mm	9mm	12mm
REELS	600	480	300	240

Special colours can be manufactured on all profiles and can be mixed widths.



Lead Sizes

To complement the large selection of colour options, our lead is available from 2mm to 22mm and comes in three distinct shapes: Oval, Flat and Heritage.

Oval and Flat Profiles

15mm, 18mm and 22mm

Popular for creating rectangular lead styles on larger areas or for backing-up of face-fixed Georgian/Muntin bars.

9mm and 12mm

Used mainly for straight line leading styles or as a border.

6mm


The perfect width for leading around glass bevels and borders.

3.5mm and 4.5mm

Popular widths for use with Stained Glass Art Film and for detailed work.

2mm and 3mm

These leads are supplied 'kiss-cut' in easy to split double strands and are commonly used for fine detailed applications.



See Colour Availability on Page A15

Heritage Profiles


Our Heritage profile lead is used to match traditional lead coming and is often used on historic buildings. The Heritage lead has raised 'ridges' on either side of a flat profile and is designed to be used in grid patterns. Heritage lead is available in the following sizes:



Available in Antique and Natural Only



Lead Profile Availability



		2mm Oval 50m (25x2)	2mm Flat 30m (15x2)	3mm Oval 50m (25x2)	3.5mm Oval 25m	4.5mm Oval 50m†	6mm Oval 50m†	6mm Flat 50m	9mm Oval 50m†*	9mm Flat 50m	12mm Oval 45m*	12mm Flat 50m	15mm Oval 50m	18mm Oval 50m	22mm Flat 50m	22mm Oval 50m
	Natural	■	■	■	■	■	■	■	■	■	■	■	■	■	■	■
Electrophoretic Coated																
	Brass	■	■	■	■	■	■	■	■	■	■					
	Satin Brass			■	■	■	■		■							
	Antique	■	■	■	■	■	■	■	■	■	■	■	■	■	■	■
	Satin Antique					■	■		■							
	Platinum		■	■	■	■	■	■	■	■	■		■	■		
	ClearKote	■		■		■	■		■							
Powder Coated																
Interior applications only																
	White				■	■	■		■		■		■	■		
	Titanium				■	■	■		■							
	Cream				■	■	■		■							
	Gold			■	■	■	■		■							
	Antique Iron				■	■	■		■		■					
	Antique Copper				■	■	■		■							
	Ebony			■		■	■		■							
	 Suitable for External Use															
Box Quantities		8	10	8	10	7	6	6	5	5	4	4	4	2	2	2

† Also available in 10m and 25m reels by special order. * Also available in 100m reels by special order.



Technical Information

Lead Oxidisation

Like many natural materials, lead is subject to an atmospheric transformation when exposed to the environment. This process, called Oxidisation, is entirely natural and eventually causes the lead to adopt a 'weathered' appearance like that found in traditional stained glass windows.

Why does oxidisation occur?

When lead is exposed to environmental factors, particularly rain or snow, compounds within the metal react to form a natural, non-porous surface coating. This protects the lead by preventing any further reactions with the atmospheric conditions. It is this natural protective barrier, called a patina, that gives the traditional look.

Factors affecting oxidisation

There is no way to tell how quickly oxidisation will occur. The main influencing factors include time of year, weather conditions, location, environment and airborne contaminants.

The process of oxidisation

Several temporary effects are visible during oxidisation and are most noticeable in the initial stages. The lead can take on the appearance of several different colours, often looking bronze, blue, gold and green, creating a similar effect to that of oil on a wet road. This is a natural part of the process and the colours will gradually fade.

Another common part of the oxidisation process is the appearance of discolouration, spotting and white powdery deposits. This occurs when the lead first comes into contact with water. Like the colour changes, this part of the process is natural and temporary. However, as the white powder can often run during wet weather, it is necessary to wipe it off occasionally to stop it staining the glass or the window frames.

Treating the lead

There is no need to treat the lead as the process will occur naturally. However, Patination Oil can be applied to prevent any discolouration or blemishes in the early stages. Additionally, this controls the process by encouraging the patina to form more quickly. When using Patination Oil, it is important to apply it as soon as the lead profile is installed, as once the natural process starts, and any blemishes appear, it will be too late to use it. Patination Oil can stain glass so apply to lead only.

For more information and to see our Patination Oil product range, please see page A148.

Technical Specifications

Colour options available can be split into 3 categories:

Natural Lead has no coating and will oxidise over time to give the 'weathered look' of traditional old leaded windows. To improve the performance of natural lead, we recommend using patination oil. It is possible to solder natural profiles.

Coated Leads use advanced pigmented polymers to create the extra colour options in Brass, Satin Brass, Antique, Satin Antique, ClearKote and Platinum. These coatings also provide additional weather resistance and retain their appearance for many years.

Brass coated products are only guaranteed when encapsulated in triple glazed units.

Polyester Powder Coating gives the White, Gold, Cream, Ebony, Titanium, Antique Iron and Antique Copper their colour and these finishes are recommended for interior applications only as they offer limited weather resistance.

For further technical information, visit the brochures/data sheets section of our website www.regalead.com and download technical data sheets TDS01, TDS02, TDS04 and TDS24.

Health and Safety

It is recommended that you follow health and safety precautions when working with and handling lead.

The Lead Health and Safety data sheet, published by the Health and Safety Executive can be downloaded from: www.hse.gov.uk - see publications/free leaflets/lead.

For California residents title 22, article 6 (proposition 65) on Clear and Reasonable Warnings should be followed.






**Stained Glass
Art film**

DECORATIVE FILMS

With over 350 colours and a range of special effects, Stained Glass Art Film is our collection of printed and embossed overlay film materials. Stunning and practical results can be achieved whether it's privacy, light diffusion or just beautiful decorative glass. Our Digital Art Film service, Pre-printed Fanlights and View to Nature transfers beautifully complement our Stained Glass Art Film Range.



Stained Glass Art Film

Only the finest quality, polyester-based materials and UV stable inks are used in the making of Stained Glass Art Film. Guaranteed not to fade, crack or de-laminate (ask for a copy of our guarantee), they also feature a three layer construction with built-in UV filters to give them excellent weathering performance. The specially formulated top laminate layer, protects the inks, increases UV resistance and maintains a high level of scratch resistance.

Designs can be created that benefit from over 90% UV filtration when complete coverage of the glass is used. Stained Glass Art Film also acts as a safety film when 100% coverage of untempered glass is used - in accordance with the US safety glass standard ANZI Z97.1-1984.

As these materials have been used throughout the world - from the heat of the Australian outback, to the cold of a Russian winter - with no reported failures, we are confident in giving a 10 year guarantee* and an estimated life expectancy of over 25 years.



Plain Colours
PAGE **A19**



Light Grains and Dark Grains
PAGE **A22**




White Grains and Opaque Ripples
PAGE **A23**




Semi-Transparent Wisps
PAGE **A24**



Abstracts
PAGE **A25**



Veins
PAGE **A26**




Semi-Opaque Wisps
PAGE **A28**



Lustres & Metallic Effects and Metallic Wisps
PAGE **A29**




Streaky Opaques
PAGE **A30**



Opaque Soft Grains
PAGE **A32**



3-Colour Wisps and Colour Blends
PAGE **A33**



Etched Patterns
PAGE **A34**



Borders
PAGE **A35**



Embossed Backgrounds & Background Effects
PAGE **A36**

Includes:
Large Format
Textured Films
PAGE **A42**

* Full details available on request

Plain Colours

Plain colours, most of which are translucent, allow a high degree of light transmission and low level of obscurity. There is a wide range of choice from very pale tints to vibrant colours suitable for most applications. Plain colours can be used together with the background effects to give a textured appearance and gain a higher level of obscurity. Opaque plain colours are shown as 'OP'. Sheet Size: 460mm x 660mm



Due to limitations of the printing process, colours may vary from those shown and the true level of opacity cannot be accurately represented. Batch-to-batch variation may also occur. We recommend ordering swatches or samples for a more accurate representation.













Due to limitations of the printing process, colours may vary from those shown and the true level of opacity cannot be accurately represented. Batch-to-batch variation may also occur. We recommend ordering swatches or samples for a more accurate representation.








Light Grains

Light grains have a pale colour streaked across a clear background and can be used alone, or on top of a plain colour to add depth.
Sheet Size: 460mm x 660mm



Dark Grains

Dark Grains have a solid colour base with subtle black streaks.
Sheet Size: 460mm x 660mm




SF284 ICED PINK




White Grains

White Grains are a small selection of opaque colours, with a soft grain effect running through. **Sheet Size: 460mm x 660mm**

SF280 BANANA CREAM



SF282 KORMA



SF283 CORNFLOWER



SF281 PEPPERMINT CREAM



SF440 MARMALADE



Opaque Ripples

Opaque Ripples have pale background tones created by the contrasting ripples of colour. **Sheet Size: 460mm x 660mm**

SF441 CARAMEL



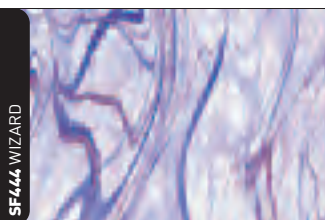
SF443 FRAPPACHINO




SF442 RASPBERRY RIPPLE




SF444 WIZARD




SF445 POLAR BLUE



SF446 ASPEN



SF447 MEADOW



Due to limitations of the printing process, colours may vary from those shown and the true level of opacity cannot be accurately represented. Batch-to-batch variation may also occur. We recommend ordering swatches or samples for a more accurate representation.



Semi-Transparent Wisps

Semi-Transparent Wisps give the appearance of wispy glass, with vibrant swirls of colour through a clear background. They are ideal for use where a traditional stained glass effect is required and have a similar obscurity level to plain colours. **Sheet Size: 460mm x 660mm**

SF151 DARK ORANGE



SF150 LIGHT YELLOW



SF165 ANTIQUE YELLOW




SF166 BUTTERSCOTCH



SF179 MARIGOLD



SF176 TANGERINE



SF172 SALMON



SF171 CORAL



SF158 LIGHT RED



SF159 DARK RED




SF160 MEDIUM PINK



SF169 AMETHYST




SF161 LILAC




SF185 TICKLED PINK



SF157 LIGHT PURPLE



SF181 PISTACHIO



SF180 SEASHELL



SF152 LIGHT GREEN




SF153 DARK GREEN



SF154 OLIVE



SF167 SEA GREEN



SF178 COBALT



SF155 MEDIUM BLUE



SF156 DARK BLUE





SF168 BLUEBERRY



SF170 TEAL



SF177 SOFT CREAM



SF183 GINGER



SF184 SILK




SF182 MOCHA




SF175 TOFFEE




SF162 LIGHT BROWN



SF173 TOBACCO



SF174 CHOCOLATE



SF164 LIGHT GREY



SF163 WHITE




SF132 LILAC BURST




SF131 CREAMY YELLOW

Abstracts

Abstracts have a dynamic abstract appearance, with one or more colours blended with white or clear. Sheet Size: 460mm x 660mm




SF130 FLAMING ORANGE



SF126 PINK WISP



SF125 RUBY RED



SF127 GREEN WISP




SF136 MID GREEN




SF135 PASTEL SKY



SF129 DUSTY BLUE



SF128 SUNSET BLUE



SF134 BLACK WISP




SF133 ICE WHITE

Due to limitations of the printing process, colours may vary from those shown and the true level of opacity cannot be accurately represented. Batch-to-batch variation may also occur. We recommend ordering swatches or samples for a more accurate representation.



SF485 AGATE



Veins

Veins have a transparent background with a veined pattern running randomly through the sheet in complementing and contrasting colours. Some veins have an opaque background and are shown as **OP**.
Sheet Size: 460mm x 660mm

SF480 MELLOW YELLOW



SF490 LEMON



SF488 PRIMROSE



SF489 SUN YELLOW




SF452 BURNT YELLOW




SF494 SQUASH



SF491 SAFFRON




SF492 MAPLE



SF484 PIEMENTO



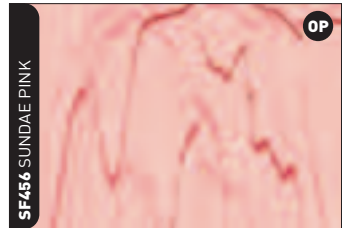
SF454 FIREFLY



SF455 DEEP RED



SF456 SUNDAY PINK



SF486 SORBET



SF487 FLAMINGO




SF473 CARNATION



SF487 LAVENDER



SF483 WINE



SF474 VINO




SF420 ALASKA



SF440 SKY BLUE



SF462 SOFT BLUE




SF461 DARK BLUE




SF422 PACIFIC






SF459 STEEL BLUE












OP






OP




OP




OP



OP




OP




OP

Due to limitations of the printing process, colours may vary from those shown and the true level of opacity cannot be accurately represented. Batch-to-batch variation may also occur. We recommend ordering swatches or samples for a more accurate representation.


SF302 ISLAND SUN




SF300 CUSTARD



SF301 PAPAYA




SF303 LOBSTER




SF306 LIPSTICK



SF304 CANDY



SF305 SCOTCH MIST




SF307 CRANBERRY




SF308 MULBERRY




SF311 VIVA



SF312 OCEAN




SF309 DENIM



SF310 ORIENTAL BLUE



SF316 STORM



SF315 SAGE




SF317 FUDGE




SF314 PARSLEY




SF313 BASIL



SF319 COCOA



SF318 CONKER



SF320 PALMA VIOLET



SF321 EMERALD ISLE



Semi-Opaque Wisps

Semi-opaque wisps are subtle wisps with white, making them ideal for areas requiring a high level of privacy. Sheet Size: 460mm x 660mm

SF532 RED PEARL

SF521 GOLD

SF531 LIME PEARL

SF506 PARADISE

SF500 SARI

SF507 PEACOCK

SF527 YELLOW PEARL

SF528 GREEN PEARL

SF501 SATIN

SF508 PASSION

SF524 CHROME

SF522 SILVER

SF529 ORANGE PEARL

SF526 PEARL

SF503 HONEY

SF502 FIRESIDE

SF504 LAWN

SF510 COPPER WISP

SF530 BLUE PEARL

SF509 BRONZE

SF505 EMERALD

SF511 GOLD WISP

Lustres & Metallic Effects

Metallic effects gold, silver, copper & mirror are solid with a high level of obscurity, and the metallic finish on the front. Pearls are clear and pale colours with a iridescent laminate on top, giving a mother of pearl effect. Sheet Size: 460mm x 660mm (SF524: 510x690mm)


Metallic Wisps

Metallic wisps have vibrant swirls of colour through a clear background blended with copper or gold to add an opulent look.

Sheet Size: 460mm x 660mm

Due to limitations of the printing process, colours may vary from those shown and the true level of opacity cannot be accurately represented. Batch-to-batch variation may also occur. We recommend ordering swatches or samples for a more accurate representation.

SF604 CINNAMON



Streaky Opaques

Streaky Opaques are a more traditional patterned film with many shades and tones and varying levels of opacity. Opacity varies throughout this range, the darker colours are less opaque. Sheet Size: 460mm x 660mm

SF605 MAIZE



SF623 MANGO



SF638 CAYENNE




SF624 MARSHMALLOW




SF625 PEPPERONI



SF627 HAZELNUT



SF602 SALAMI



SF603 BRICK



SF628 RED PEPPER



SF629 RUBELLITE



SF630 STRAWBERRY




SF600 DUSTY PINK



SF601 FUSCHIA



SF631 BLACKBERRY



SF612 ALLIUM



SF615 BLUEDAY




SF616 ICE CAP



SF632 AIRFORCE BLUE




SF613 AUBERGINE



SF633 NAVY BLUE



SF614 NIGHTSTAR



SF622 NECTAR

SF636 CAPER

SF620 AMAZON

SF606 CEDAR

SF640 GUNMETAL

SF626 SHIRAZ

SF645 SUNSHINE

SF617 MOONSTONE

SF621 PINE

SF610 BUTTERBEAN

SF611 PETROL

SF643 QUARTZ

SF646 SEA BREEZE

SF634 SOFT JADE

SF619 BUXTON

SF637 MILITARY GREEN

SF607 PINTO

SF641 MERCURY

SF639 LIQUORICE

SF635 SEAWEED

SF618 LEMONGRASS

SF608 DARK OAK

SF609 MAHOGANY
















SF642 MUSHROOM


Due to limitations of the printing process, colours may vary from those shown and the true level of opacity cannot be accurately represented. Batch-to-batch variation may also occur. We recommend ordering swatches or samples for a more accurate representation.

Opaque Soft Grains & Streaky Opaques

Our latest range of films is the Opaque Soft Grain series, which use complementary graining through traditional muted colours to give a traditional and subtle stained glass look.





With these 12 products, there is a range of matching Opaque Streaky films which use the same base colour but have a more dramatic wispy effect running through them. **Sheet Size: 460mm x 660mm**






3-Colour Wisps

3-Colour Wisps have vivid streaks of colour bended across a clear background and can be used in areas where plenty of colour is needed. Sheet Size: 460mm x 660mm



Colour Blends






Colour blends have horizontal lines of blended colours and are ideal for use where a shaded effect is required. Sheet Size: 460mm x 660mm



Etched Patterns

Our range of Etched Patterned backgrounds use the latest printing techniques to give a genuine looking, etched-effect which provides high levels of obscurity, whilst still allowing natural light through. This extended range of 8 stunning effects are based on Victorian and Edwardian etched glass styles and work fantastically well in both window and door applications.

To allow for larger area coverage, these products are available in larger format. **Sheet Size: 960mm x 660mm**



Borders

Our range of borders come in 3 traditional colourways and a neutral etched glass effect and are:



SF900 to SF903: 25mm wide | 25mm repeat | 13 strips per sheet

SF900 RED BLUMEN



SF901 RED CELTIC



SF902 BLUE CELTIC



SF903 GREEN FLEUR DE LYS



NOUVEAU: 38mm wide | 158mm repeat | 11 strips per sheet

SF904 RED NOUVEAU



SF905 BLUE NOUVEAU



SF909 GREEN NOUVEAU



SF908 ETCH NOUVEAU



IONA: 38mm wide | 38mm repeat | 11 strips per sheet

SF907 RED IONA



SF910 BLUE IONA



SF906 GREEN IONA








SF911 ETCH IONA



Embossed Background Effects




Sheet Size: 510mm x 660mm
Unless stated otherwise





Embossed Background Effects



Sheet Size: 510mm x 660mm
Unless stated otherwise



Printed Background Effects

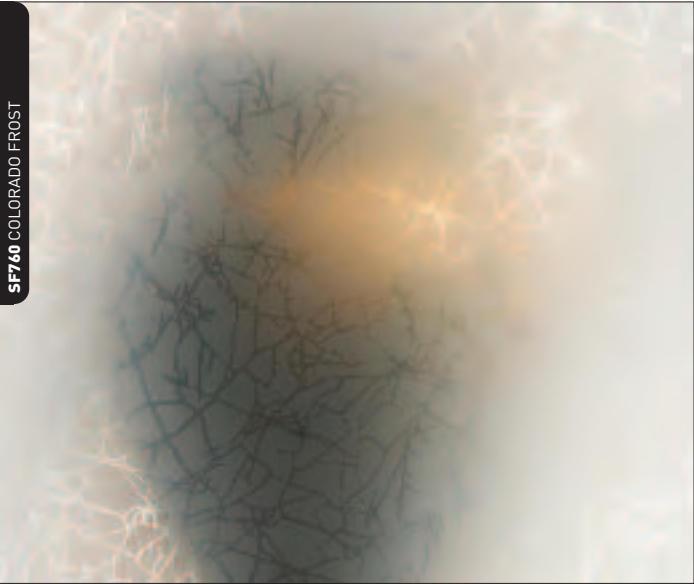
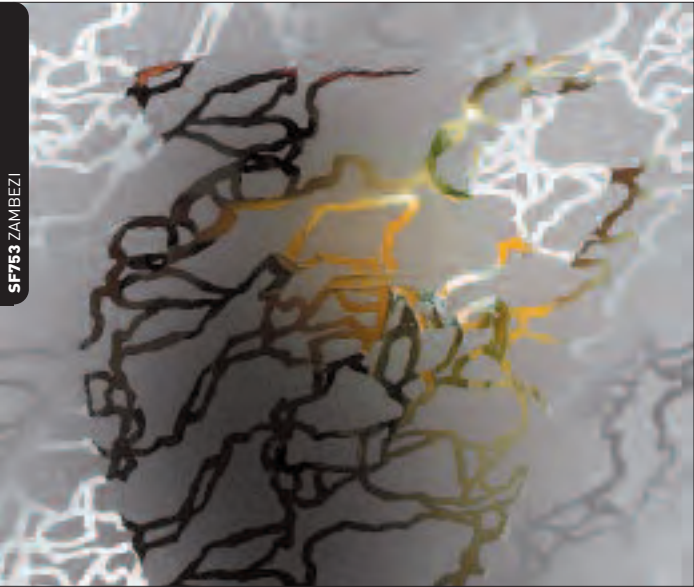
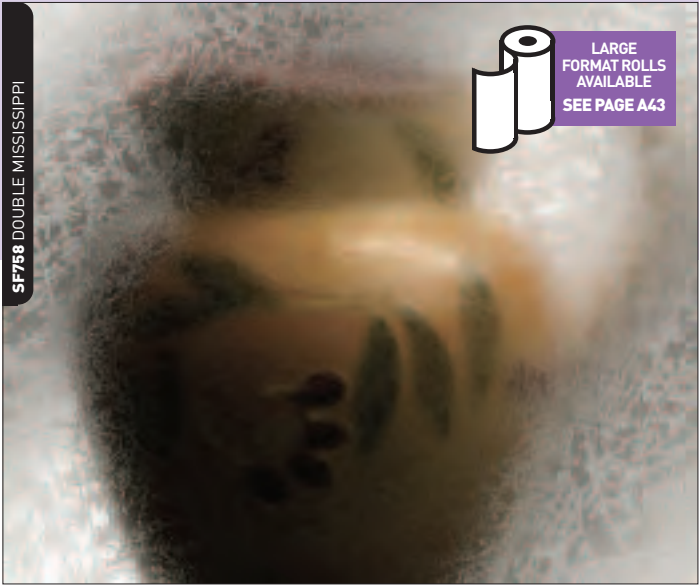

Sheet Size: 500mm x 680mm

Unless stated otherwise



Printed Background Effects

Sheet Size: 500mm x 680mm
Unless stated otherwise





Printed Background Effects

Sheet Size: 500mm x 680mm

Unless stated otherwise

SF780 AMERICAN ANTIQUE



SF781 AMERICAN ANTIQUE MATT



SF782 WATER



SF783 BRUSH




SF784 BRUSH MATT



Large Format Textured Films

Sometimes, standard sized sheets of Stained Glass Art Films are not quite big enough for the design you have envisaged, which can cause a problem. Now that problem is solved with our extended range of textured films, available in larger format rolls. With 12 products to choose from and all manufactured to the same exacting standards as our standard sheets, you will be spoilt for choice.

Product	Width	Max Length	Priced	Min Order
SF 700M Pebble	686mm	100mtr	by metre	10mtr
SF 751M Frost	686mm	100mtr	by metre	10mtr
SF 752M Mississippi	686mm	1450mm	by sheet	1 sheet
SF 758M Double Mississippi	686mm	1450mm	by sheet	1 sheet
SF 754M Rice Paper	920mm	30mtr	by metre	5mtr



Digital Art Film

Our custom printed Digital Art Film service opens up a whole new area of glass decoration and can be used either in conjunction with our Overlay materials, or on its own for transforming plain glass into an artistic canvas.

It's so simple...

Our Digital printing service uses the same high quality base materials that we use in our Stained Glass Art Film range and the use of the latest UV printing technology gives a long lasting UV stable product that can be used in external applications.

We offer the option of either clear laminate or a frosty effect laminate where higher levels of obscurity may be required.



* Most online image libraries will have copyright terms that need to be adhered to and it is the responsibility of the customer to determine whether the use of the image infringes these terms.

** We can purchase images for customers but this will attract a 20% surcharge above the published price.

1



Create a design from a photograph, artwork file or alternatively choose from one of the online libraries like www.istockphoto.com* or www.gettyimages.com*

2



Send us the file along with the size and laminate specification required. We accept JPEG, TIFF and .EPS files **

3




Order confirmation will be returned for signing along with price. Please return ASAP as we cannot start production until this is received.

4



Our specialist design team will then convert your file into a format that is compatible with our printing equipment.

7



Digital Art Film can be applied either wet or dry using the same methods as our Stained Glass Art Film .

5



We will then print your design on our high quality, wide format UV printer and then laminate with either a clear or frost laminate.

8



It may be necessary with designs containing high levels of white, to back spray or apply white film to the rear to achieve the clarity, opacity and crispness required.

6



Completed film will be ready for despatch within 10 working days of order confirmation.

Pricing

440 x 660mm: Our standard sheet size is the most cost effective and is the minimum size possible. We recommend printing multiple images on the sheet if the design is smaller than the minimum sheet size. **£35.00/sheet**

960 x 660mm: Our oversized sheet size is ideal for many applications including cooker splashbacks and as with our standard sheet we recommend multiple images to fill the sheet. **£65.00/sheet**

Wide Format: we can print designs up to 1220mm wide with any length. **£125.00/m²**

Please Note: Artwork conversion charges of £35 will be applied to all orders.



Pre-Printed Fanlights

Adding a leaded coloured glass design to a fanlight is now easy to achieve with our range of pre-printed transfers. These traditional designs not only offer style, but also simplicity. Choose from an attractive array of floral or traditional motifs to imbue windows or fanlights with a subtle, yet striking refinement.

Each pre-printed fanlight design comes as an easy-to-use transfer, helpfully marked where our self-adhesive lead needs to be applied. They are carefully prepared using a high specification, colour-stable polyester film with built-in UV inhibitors and are equally effective when applied to clear or patterned glass.

While we believe we've created a complete and beautiful collection, our bespoke printing service can make any design, or alter existing ones, to add a unique character to any fanlight.



RTF 2 | MOTIF SIZE: 298 x 180mm



RTF 3 | MOTIF SIZE: 203 x 190mm



RTF 4 | MOTIF SIZE: 299 x 160mm




RTF 6 | MOTIF SIZE: 203 x 190mm



RTF 8 | MOTIF SIZE: 168 x 146mm



RTF 10 | MOTIF SIZE: 265 x 114mm



RTF 11 | MOTIF SIZE: 265 x 114mm



RTF 12 | MOTIF SIZE: 265 x 114mm



RTF 13 | MOTIF SIZE: 205 x 210mm



RTF 14 | MOTIF SIZE: 194 x 146mm



RTF 16 | MOTIF SIZE: 280 x 205mm



RTF 17 | MOTIF SIZE: 200 x 160mm



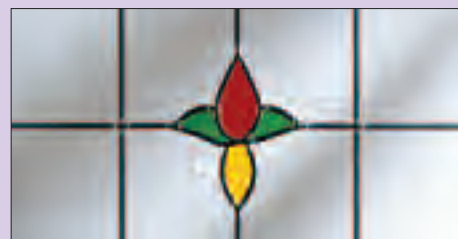
RTF 18 | MOTIF SIZE: 164 x 132mm



RTF 19 | MOTIF SIZE: 176 x 176mm



RTF 20 | MOTIF SIZE: 135 x 135mm



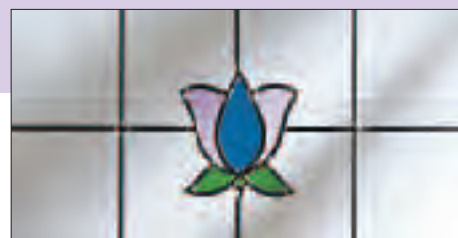
RTF 21 | MOTIF SIZE: 172 x 188mm



RTF 22 | MOTIF SIZE: 135 x 142mm



RTF 23 | MOTIF SIZE: 135 x 142mm



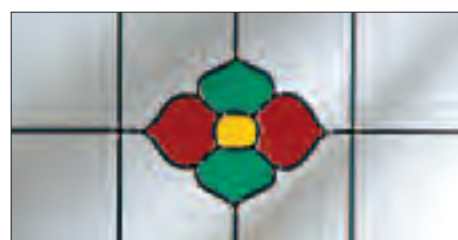
RTF 24 | MOTIF SIZE: 135 x 142mm



RTF 25 | MOTIF SIZE: 192 x 112mm



RTF 26 | MOTIF SIZE: 232 x 104mm



RTF 27 | MOTIF SIZE: 200 x 160mm



RTF 28 | MOTIF SIZE: 192 x 112mm



RTF 29 | MOTIF SIZE: 232 x 104mm



RTF 30 | MOTIF SIZE: 138 x 130mm



RTF 31 | MOTIF SIZE: 180 x 120mm



RTF 32 | MOTIF SIZE: 180 x 180mm



RTF 33 | MOTIF SIZE: 236 x 148mm



RTF 34 | MOTIF SIZE: 128 x 142mm



RTF 36 | MOTIF SIZE: 150 x 185mm



RTF 38 | MOTIF SIZE: 168 x 172mm



RTF 40 | MOTIF SIZE: 168 x 172mm



RTF 41 | MOTIF SIZE: 168 x 172mm



RTF 42 | MOTIF SIZE: 168 x 172mm

View to Nature

A beautifully unique option for decorating glass, our View to Nature designs are as simple to use as they are striking. With ten classic country scenes to choose from, available in two different sizes, these designs are perfect for creating a charming focus in any kitchen, conservatory or entry door.



Each pre-printed design is created with the same four colour process and UV stable polyester base material that we use to make our Stained Glass Art Film range, with an extra tough laminate layer to protect the stunning designs from scratching and UV rays. As transfers, they are easy to apply and the thick bordered edge makes leading around the design simple.



Climbing Rose



Peacock



Owl



Hawk



Kingfisher



Lakeside



Harvest



Stag

Doors		Fanlights	
Climbing Rose		DF30	163x125mm
Cottage	DP22 345 x 245mm	DF32	173 x 125mm
Harvest	DP25 350 x 260mm	DF35	162 x 123mm
Hawk	DP18 305 x 260mm		
Kingfisher	DP16 360 x 268mm		
Lakeside		DF31	162x124mm
Owl	DP14 265 x 355mm	DF24	180 x 135mm
Peacock		DF29	162x124mm
Stag	DP33 350 x 260mm		
Watermill	DP27 345 x 240mm	DF37	174 x 120mm



Cottage



Watermill



Price Codes

Product Code	Colour Description	Price Band
PLAIN COLOURS		
SF1	MELLOW YELLOW	A
SF2	DARK YELLOW	A
SF3	LIGHT ORANGE	A
SF4	AMBER	A
SF5	ORANGE	A
SF6	LEAF GREEN	A
SF7	KELLY GREEN	A
SF8	DARK GREEN	A
SF9	ROYAL GREEN	A
SF10	KIWI	A
SF11	MEDIUM OLIVE	A
SF12	MOSS	A
SF13	CRYSTAL BLUE	A
SF14	LIGHT BLUE	A
SF15	SKY BLUE	A
SF16	DEEP BLUE	A
SF17	PLUM	B
SF18	VIOLET	A
SF19	PURPLE	B
SF20	LIGHT RED	A
SF21	FIREFLY	A
SF22	DEEP RED	A
SF23	AUTUMN RED	A
SF24	LIGHT PINK	B
SF25	ROSE PINK	A
SF26	MEDIUM PINK	B
SF27	LILAC	A
SF28	BLUSH	B
SF29	LIGHT TAN	B
SF30	RICH TOFFEE	B
SF31	CHESTNUT	B
SF32	WHITE	A
SF33	ASH GREY	A
SF34	DARK GREY	A
SF35	BLACK	A
SF36	CORN	A
SF37	VANILLA	B
SF38	STONE	B
SF39	FLAME	A
SF40	SAND	B
SF41	VELVET	B
SF42	LOLLY	A
SF43	MAUVE	B
SF44	APPLE	A
SF45	SPEARMINT	A
SF46	CITRUS	B
SF47	NETTLE	A
SF48	SEA SPRAY	B
SF49	COOL MINT	B
SF50	METRO	A
SF51	PARMA	B
SF52	CAMEL	B
SF53	BISCUIT	B
SF54	TEAL	B
SF55	BOTTLE	B
SF56	GRASSHOPPER	A
SF57	DAMSON	B
SF58	MERLOT	B
SF59	BERRY	B
SF60	JEANS	B
SF61	MIDNIGHT	B
SF62	BURNT YELLOW	A
SF63	DEEP VIOLET	B
SF64	IRISH GREEN	A
SF65	GARDEN GREEN	A
SF66	BURNT OAK	B

Product Code	Colour Description	Price Band
SF67	MUSTARD	B
SF68	ROLLING FOG	B
SF69	GRANITE	B
SF70	PEACH	B
SF71	LAVENDER	B
SF72	GREY BLUE	B
SF73	SAPPHIRE	B
SF74	AVOCADO	A
SF75	TUSCANY	B
SF76	PASTEL PINK	B
SF77	CERISE	B
SF78	KEW GREEN	A
SF79	SEA BLUE	A
SF80	SMOKE	B
SF81	LIGHT BROWN	B
SF82	GOLDEN YELLOW	A
SF83	DARK BLUE	A
SF84	LIGHT GREEN	A
SF85	CHARCOAL	B
SF86	CRIMSON	A
SF87	RUSTY BROWN	A
SF88	DARK BROWN	B
SF89	BLOSSOM PINK	B
SF90	DEEP AQUA	B
SF91	GREY	A
SF92	SKINTONE	A
SF93	DORCHESTER	B
SF94	CALVADOS	B
SF95	SPRING GREEN	A
SF96	SUNDAE PINK	B
SF97	BANANA	B
SF98	CITY BLUE	B
SF99	GRAPE	B
DARK GRAINS		
SF100	DARK YELLOW GRAIN	C
SF101	ORANGE GRAIN	C
SF102	LIGHT GREEN GRAIN	C
SF103	DARK GREEN GRAIN	C
SF104	MID OLIVE GRAIN	C
SF105	LIGHT BLUE GRAIN	C
SF106	LIGHT RED GRAIN	C
SF107	LIGHT PURPLE GRAIN	C
SF108	LIGHT RED GRAIN	C
SF109	DARK RED GRAIN	C
SF110	CERISE GRAIN	C
SF111	DARK PINK GRAIN	C
SF112	MID BROWN GRAIN	C
SF113	WHITE GRAIN	C
SF114	DARK GREY GRAIN	C
COLOUR BLENDS		
SF120	BLUE BLEND	C
SF121	RED BLEND	C
SF122	YELLOW BLEND	C
SF123	ORANGE BLEND	C
SF124	GREEN BLEND	C
ABSTRACTS		
SF125	RUBY RED	B
SF126	PINK WISP	C
SF127	GREEN WISP	C
SF128	SUNSET BLUE	C
SF129	DUSTY BLUE	C
SF130	FLAMING ORANGE	C
SF131	CREAMY YELLOW	C
SF132	LILAC BURST	C
SF133	ICE WHITE	B
SF134	BLACK WISP	C

Product Code	Colour Description	Price Band
SF135	PASTEL SKY	C
SF136	MID GREEN	C
SEMI-TRANSPARENT WISPS		
SF150	LIGHT YELLOW WISP	B
SF151	DARK ORANGE WISP	C
SF152	LIGHT GREEN WISP	B
SF153	DARK GREEN WISP	B
SF154	OLIVE WISP	B
SF155	MEDIUM BLUE WISP	B
SF156	DARK BLUE WISP	B
SF157	LIGHT PURPLE WISP	C
SF158	LIGHT RED WISP	B
SF159	DARK RED WISP	C
SF160	MEDIUM PINK WISP	B
SF161	LILAC WISP	B
SF162	LIGHT BROWN WISP	B
SF163	WHITE WISP	B
SF164	LIGHT GREY WISP	C
SF165	ANTIQUE YELLOW	C
SF166	BUTTERSCOTCH	B
SF167	SEA GREEN	C
SF168	BLUEBERRY	C
SF169	AMETHYST	C
SF170	TEAL WISP	C
SF171	CORAL WISP	C
SF172	SALMON	C
SF173	TOBACCO	C
SF174	CHOCOLATE	C
SF175	TOFFEE WISP	C
SF176	TANGERINE	C
SF177	SOFT CREAM	B
SF178	COBALT	C
SF179	MARIGOLD	C
SF180	SEASHELL	C
SF181	PISTACHIO	C
SF182	MOCHA	C
SF183	GINGER	C
SF184	SILK	C
SF185	TICKLED PINK	C
LIGHT GRAINS		
SF250	MID ORANGE CLEAR GRAIN	C
SF251	DARK ORANGE CLEAR GRAIN	C
SF252	DARK GREEN CLEAR GRAIN	C
SF253	DARK OLIVE CLEAR GRAIN	C
SF254	DARK BLUE CLEAR GRAIN	C
SF255	LIGHT PURPLE CLEAR GRAIN	C
SF256	DARK RED CLEAR GRAIN	C
SF257	DARK BROWN CLEAR GRAIN	C
SF258	LIGHT GREY CLEAR GRAIN	C
SF259	BLACK CLEAR GRAIN	C
WHITE GRAINS		
SF280	BANANA CREAM	C
SF281	PEPPERMINT CREAM	C
SF282	KORMA	C
SF283	CORNFLOWER	C
SF284	ICED PINK	C
SEMI-OPAQUE WISPS		
SF300	CUSTARD	D
SF301	PAPAYA	D
SF302	ISLAND SUN	D
SF303	LOBSTER	D
SF304	CANDY	D
SF305	SCOTCH MIST	D
SF306	LIPSTICK	D
SF307	CRANBERRY	D



Product Code	Colour Description	Price Band
SF308	MULBERRY	D
SF309	DENIM	D
SF310	ORIENTAL BLUE	D
SF311	VIVA	D
SF312	OCEAN	D
SF313	BASIL	D
SF314	PARSLEY	D
SF315	SAGE	D
SF316	STORM	D
SF317	FUDGE	D
SF318	CONKER	D
SF319	COCOA	D
SF320	PARMA VIOLET	D
SF321	EMERALD ISLE	D

OPAQUE SOFT GRAINS

SF350	CREAM GRAIN	D
SF351	BUTTER GRAIN	D
SF352	FAWN GRAIN	D
SF353	CIDER GRAIN	D
SF354	MOJITO GRAIN	D
SF355	CARDAMOM GRAIN	D
SF356	OCEAN BLUE GRAIN	D
SF357	BELL HEATHER GRAIN	D
SF358	BLUSH PINK GRAIN	D
SF359	FIRESTONE GRAIN	B
SF360	BRUISED RED GRAIN	B
SF361	SHADOW GREY GRAIN	B

3 COLOUR WISPS

SF400	PONCHO	D
SF401	PURPLE HAZE	D
SF402	RAINBOW	D
SF403	STRAWBERRY ICE	D
SF404	CAMOUFLAGE	D
SF405	BONFIRE	D
SF406	ATLANTIS	D
SF407	RAINFOREST	D
SF408	VENUS	D
SF409	CINDER	D

VEINS

SF420	ALASKA	D
SF421	BLACKCURRANT	D
SF422	PACIFIC	D
SF423	INDIGO	D
SF424	ADMIRAL BLUE	D
SF425	LIME GREEN	D
SF426	EVERGREEN	D
SF427	CACTUS	D

OPAQUE RIPPLES

SF440	MARMALADE	D
SF441	CARAMEL	D
SF442	RASPBERRY RIPLE	D
SF443	FRAPPACHINO	D
SF444	WIZARD	D
SF445	POLAR BLUE	D
SF446	ASPEN	D
SF447	MEADOW	D

VEINS

SF450	MELLOW YELLOW VEIN	D
SF451	CREAM VEIN	D
SF452	BURNT YELLOW VEIN	D
SF453	ORANGE VEIN	D
SF454	FIREFLY VEIN	D
SF455	DEEP RED VEIN	D
SF456	SUNDAE PINK VEIN	D
SF457	LAVENDER VEIN	D
SF458	DEEP VIOLET VEIN	D
SF459	STEEL BLUE VEIN	D
SF460	SKY BLUE VEIN	D
SF461	DARK BLUE VEIN	D

Product Code	Colour Description	Price Band
SF462	SOFT BLUE VEIN	D
SF463	ROLLING FOG VEIN	D
SF464	MINT GREEN VEIN	D
SF465	AVOCADO VEIN	D
SF466	IRISH GREEN VEIN	D
SF467	ROYAL GREEN VEIN	D
SF468	BURNT OAK VEIN	D
SF469	TERRACOTTA VEIN	D
SF471	LATTE	D
SF472	NUTMEG	D
SF473	CARNATION	D
SF474	VINO	D
SF475	LOTUS	D
SF476	MARINE BLUE	D
SF477	SLATE	D
SF478	JADE	D
SF479	PEA GREEN	D
SF480	CONCRETE	D
SF481	BLACK	D
SF482	ARCTIC WHITE	D
SF483	WINE	D
SF484	PIEMENTO	D
SF485	AGATE	D
SF486	SORBET	D
SF487	FLAMINGO	D
SF488	PRIMROSE	D
SF489	SUN YELLOW	D
SF490	LEMON	D
SF491	SAFFRON	D
SF492	MAPLE	D
SF494	SQUASH	D
SF495	SPICE	D
SF496	FLINT	D
SF497	STEEL	D
SF498	COAL	D
SF499	AVALANCHE	D

METALLIC WISPS

SF500	SARI	D
SF501	SATIN	D
SF502	FIRESIDE	D
SF503	HONEY	D
SF504	LAWN	D
SF505	EMERALD	D
SF506	PARADISE	D
SF507	PEACOCK	D
SF508	PASSION	D
SF509	BRONZE	D
SF510	COPPER WISP	E
SF511	GOLD WISP	E

LUSTRES & METALLICS

SF521	GOLD	E
SF522	SILVER	E
SF523	COPPER	E
SF524	CHROME	E
SF526	PEARL	B
SF527	YELLOW PEARL	D
SF528	GREEN PEARL	D
SF529	ORANGE PEARL	D
SF530	BLUE PEARL	D
SF531	LIME PEARL	D
SF532	RED PEARL	D

STREAKY OPAQUES

SF600	DUSTY PINK	D
SF601	FUSCHIA	D
SF602	SALAMI	D
SF603	BRICK	D
SF604	CINNAMON	D
SF605	MAIZE	D
SF606	CEDAR	D
SF607	PINTO	D
SF608	DARK OAK	D

Product Code	Colour Description	Price Band
SF609	MAHOGANY	D
SF610	BUTTERBEAN	D
SF611	PETROL	D
SF612	ALLIUM	D
SF613	AUBERGINE	D
SF614	NIGHTSTAR	D
SF615	BLUEDAY	D
SF616	ICE CAP	D
SF617	MOONSTONE	D
SF618	LEMONGRASS	D
SF619	BUXTON	D
SF620	AMAZON	D
SF621	PINE	D
SF622	NECTAR	D
SF623	MANGO	D
SF624	MARSHMALLOW	D
SF625	PEPPERONI	D
SF626	SHIRAZ	D
SF627	HAZELNUT	D
SF628	RED PEPPER	D
SF629	RUBELLITE	D
SF630	STRAWBERRY	D
SF631	BLACKBERRY	D
SF632	AIRFORCE BLUE	D
SF633	NAVY BLUE	D
SF634	SOFT JADE	D
SF635	SEAWEED	D
SF636	CAPER	D
SF637	MILITARY GREEN	D
SF638	CAYENNE	D
SF639	LIQUORICE	D
SF640	GUNMETAL	D
SF641	MERCURY	D
SF642	MUSHROOM	D
SF643	QUARTZ	D
SF645	SUNSHINE	D
SF646	SEA BREEZE	D
SF 650	CREAM	D
SF651	BUTTER	D
SF 652	FAWN	D
SF653	CIDER	D
SF654	MOJITO	D
SF655	CARDAMOM	D
SF656	OCEAN BLUE	D
SF 657	BELL HEATHER	D
SF 658	BLUSH PINK	D
SF 659	FIRESTONE	D
SF 660	BRUISED RED	D
SF 661	SHADOW GREY	D

CONTINUED OVERLEAF



Price Codes

Product Code Colour Description Price Band

BACKGROUND EFFECTS

SF700	PEBBLE	B
SF702	TENNESSEE	E
SF703	SPARKLE	E
SF704	CRACKLE	E
SF705	ICE	E
SF706	STIPPLE	E
SF707	REED	E
SF708	ROCOCO	E
SF709	WHISPER	E
SF710	SWIRL	E
SF711	DUNE	E
SF712	TWINE	E
SF713	RAINDROP	E
SF714	KALAHARI	E
SF715	SMALL ROCOCO	E
SF716	MOSAIC	E
SF717	CORAL	E
SF718	AUTUMN LEAF	E
SF750	GLUE CHIP	C
SF751	FROST	A
SF752	MISSISSIPPI	E
SF753	ZAMBEZI	E
SF754	RICE PAPER	E
SF758	DOUBLE MISSISSIPPI	E
SF759	COLORADO ETCHED	E
SF760	COLORADO FROST	E
SF761	LAVA	E
SF762	SHALE	E
SF763	SHIMMER	E
SF764	BUBBLE	E
SF765	SPIRA	E
SF766	BAROQUE	E
SF767	BRUSHED	E
SF770	MOONSCAPE	E
SF771	ICE CAP	E
SF780	AMERICAN ANTIQUE	E
SF781	AMERICAN ANTIQUE MATT	E
SF782	WATER	E
SF783	BRUSH	E
SF784	BRUSH MATT	E

ETCHED PATTERNS

SF850	NEW CELTIC CLEAR	D x2
SF851	NEW CELTIC RUBY	D x2
SF852	NEW CELTIC BLUE	D x2
SF853	NEW VICTORIAN FLEUR	D x2
SF854	STARDROP	D x2
SF855	QUADRATUM	D x2
SF856	FLEURY CROSS	D x2
SF857	FLORAL TULIP	D x2

BORDERS

SF900	RED BLUMEN	E
SF901	RED CELTIC	E
SF902	BLUE CELTIC	E
SF903	GREEN FLEUR DE LYS	E
SF904	RED NOUVEAU	E
SF905	BLUE NOUVEAU	E
SF906	GREEN IONA	E
SF907	RED IONA	E
SF908	ETCH NOUVEAU	E
SF909	GREEN NOUVEAU	E
SF910	BLUE IONA	E
SF911	ETCH IONA	E

Laminate
25 micron polyester

Adhesive

Colourant

Base Material
50 micron polyester

Adhesive

Release Liner
147gsm kraft paper

Film Application and Warranty

Characteristics & Colour Variances

Our films are a handmade colour product. It is common to experience some settle imperfections in this process. Clients may regard these as flaws or defects, but in reality, they are characteristic of the creation process. The gentle shading and imperfections in this film should not be regarded as defects. They are characteristic of the fine hand-crafted work, which gives this film its beauty and dramatic texture.

Due to the handmade nature of these products, there will be batch to batch variation in colour and on the non-plain films, no two sheets will ever be identical. We recommend that customers ensure that they have sufficient film from the same batch to complete any project if colour consistency is critical.

Application Guidelines

Dry Application

All our Stained Glass Art Films can be applied dry with a film application roller, but care should be taken with larger areas as the chances of bubbles and imperfections will increase. Dry applied films can be leaded straight away.

Wet Application

We would recommend the wet application of films as it leaves a clearer finish and allows for easy repositioning of the film.

Once applied, wet film should be left to dry for a minimum of 12 hours to ensure all moisture has dried off before leading.

For wet application, we recommend the use of our Film Application Solution (see page A149)

Sheet Sizes:

Standard Sheet: 460mm x 660mm
Oversize Sheet: 660mm x 960mm*

Temperature Range:

- 46 °C to 135 °C

UV Filtration:

90% to 95% ASTM E903

Fade Resistance:

6,000 hours (equivalent to 20 years) of direct solar ultraviolet exposure as specified in ASTM G-23 caused modest or no colour fading in the samples submitted. All products rate 8+ on blue wool scale.

Maintenance:

Resists detritus effects for 5,000 cleaning cycles (equivalent to 20 years+)

IG Unit Performance:

Conforms to fogging requirements EN1279 and ASTM E 2190

Which surface to apply to?


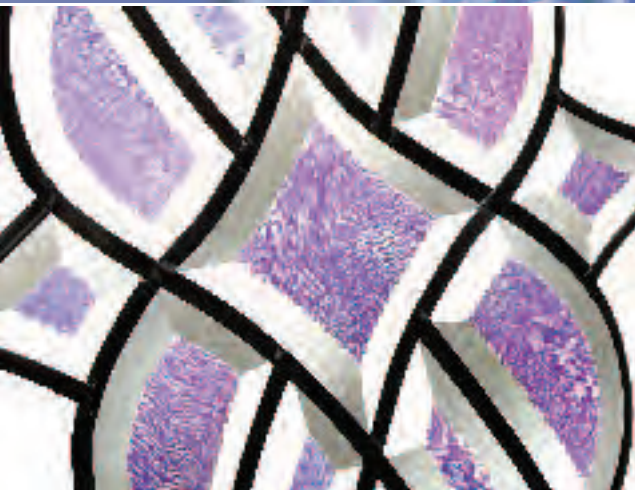
Due to the construction of our film materials, most of the UV inhibitors are in the base film adhesive layer. For this reason, the best UV performance will be when the adhesive surface is facing out towards the sun, so products should be applied to the face of an insulated glass unit. WE DO NOT GUARANTEE FILM THAT HAS BEEN APPLIED IN ANY OTHER WAY.

Multi-layering of Films

The Stained Glass Art Films can be applied in multiple layers to create new colours and effects. When multi-layering, it is important that any textured or UV printed backgrounds are applied last as they have uneven surfaces. It is also important to note that due to the opacity levels of the films, the colour may look different when viewed from different sides of the glass.

DECORATIVE BEVELS

Our clear and coloured RegaBevels are precision made from quality 5mm float glass that bevels down to a 1.8mm edge. Fitting precisely with RegaLead lead profiles and complementing our range of stunning overlay materials, RegaBevels add style and individuality to decorative glass.



RegaBevels

Our ever-expanding collection now features over 500 designs and is the most extensive single range available in Europe. To complement our clear and coloured range, we provide bevels in a beautiful array of styles and textures. Our popular collections of Glue Chip, Dichroic and Multi-Faceted bevels provide a stunning alternative and key focal point in windows, doors, fanlights and much more!

Included in our extensive range is the stunning Designer Bevel Collection, an innovative concept for creating almost endless designs. With 34 shapes available in clear and coloured glass, these bevels have beautiful seamed edges for use without lead.

For even more choice, our Custom Beveling Service can create bevels to any customer requirements! With the option to adapt existing bevels, incorporate logos or company designs, or even design a bevel from scratch, the possibilities are endless.

Category Index

 <p>Custom Bevels</p> <p>PAGE A58</p>	 <p>Designer Bevels</p> <p>PAGE A60</p>	 <p>Clear Door Bevels</p> <p>PAGE A64</p>	 <p>Grey Door Bevels</p> <p>PAGE A80</p>	 <p>Multi-Coloured Door Bevels</p> <p>PAGE A81</p>	 <p>Glue Chip Door Bevels</p> <p>PAGE A82</p>
 <p>Dichroic Door Bevels</p> <p>PAGE A84</p>	 <p>Large Fanlight Bevels</p> <p>PAGE A85</p>	 <p>Small Door and Cabinet Bevels</p> <p>PAGE A86</p>	 <p>Clear Fanlight Bevels</p> <p>PAGE A87</p>	 <p>Glue Chip and Grey Fanlight Bevels</p> <p>PAGE A93</p>	 <p>Coloured and Dichroic Fanlight Bevels</p> <p>PAGE A95</p>
 <p>Wildlife Bevels</p> <p>PAGE A96</p>	 <p>Christian Symbol Bevels</p> <p>PAGE A98</p>	 <p>World Symbol Bevels</p> <p>PAGE A100</p>	 <p>Alphabet and Number Bevels</p> <p>PAGE A101</p>	 <p>Border, Corner and Pencil Bevels</p> <p>PAGE A102</p>	 <p>Corner Cluster Bevels</p> <p>PAGE A106</p>
 <p>Diamond Bevels</p> <p>PAGE A108</p>	 <p>Star Bevels</p> <p>PAGE A110</p>	 <p>Square and Triangle Bevels</p> <p>PAGE A112</p>	 <p>Oval and Circle Bevels</p> <p>PAGE A113</p>	 <p>Single Piece Feature Bevels</p> <p>PAGE A114</p>	 <p>Rega Jewels and Roundels</p> <p>PAGE A116</p>

CODE	DESCRIPTION	PAGE
RB 1.1	Cluster 203x355mm [9]	A73
RB 1.1RC	Replacement Centre 95x163mm [1]	A113
RB 2.1	Cluster 165x127mm [3]	A88
RB 3.1	Cluster 127x127mm [4]	A88
RB 4.1	Cluster 197x152mm [4]	A88
RB 5.1	Cluster 191x114mm [4]	A88
RB 5.2	Cluster 145x229mm [4]	A73/A88
RB 7.1	Cluster 114x406mm [6]	A74
RB 7.2	Cluster 110x390mm [6]	A74
RB 8.1	Pencil 51x76mm [1]	A105
RB 8.2	Square 51x51mm [1]	A105/A112
RB 8.3	Pencil 51x102mm [1]	A105
RB 8.4	Pencil 51x152mm [1]	A105
RB 8.5	Pencil 51x127mm [1]	A105
RB 8.6	Pencil 51x203mm [1]	A105
RB 8.7	Pencil 51x254mm [1]	A105
RB 8.8	Pencil 51x176mm [1]	A105
RB 8.9	Pencil 51x226mm [1]	A105
RB 8.10	Pencil 51x265mm [1]	A105
RB 9.2	Diamond 152x102mm [1] BOX 30	A108
RB 9.3	Diamond 190x121mm [1]	A108
RB 12.1	Corner 89x89x25mm [1]	A102
RB 12.2	Corner 89x89x25mm [1]	A102
RB 13.1	Cluster 224x145mm [3]	A89
RB 13.2	Cluster 224x145mm [2]	A105
RB 14.1	Cluster 216x292mm [5]	A75
RB 14.2	Cluster 252x187mm [5]	A88
RB 15.1	Cluster 283x520mm [13]	A74
RB 15.2	Cluster 125x520mm [7]	A74
RB 16.1	Cluster 127x145mm [3]	A89
RB 17.1	Cluster 158x127mm [5]	A89/A96
RB 17.2	Cluster 138x127mm [5]	A89/A96
RB 18.1	Cluster 126x126mm [4]	A89
RB 18.2	Cluster 180x180mm [8]	A89
RB 20.1	Cluster 225x150mm [5]	A88
RB 21.1	Cluster 180x140mm [5]	A88
RB 22.1	Cluster 200x145mm [3]	A89
RB 23.1	Cluster 250x125mm [5]	A89
RB 24.1	Rose 125x170mm [7]	A74
RB 24.2	Rose Leaves 85x55mm [3]	A74
RB 25.1	Star 226x117mm [1]	A110
RB 26.1	Cluster 197x343mm [5]	A75
RB 27.1	Cluster 200x346mm [4]	A76
RB 28.1	Cluster 200x347mm [5]	A75
RB 30.1	Cluster 70x270mm [4]	A73
RB 31.1	Cluster 194x333mm [4]	A76
RB 32	Cluster 195x168mm [6]	A89
RB 34.1	Oval 76x127mm [1]	A113
RB 35.1	Oval 102x152mm [1]	A113
RB 35.2	Etched Rose 152x102mm [1]	A88
RB 35.3	2 Piece set A88	
RB 36.1	Star Polished Brilliant Cut 136x190mm [1]	A110
RB 36.2	Star 80x112mm [2]	A110
RB 36.3	Star Frosted Brilliant Cut 136x190mm [1]	A110
RB 36.4	Star Polished Brilliant Cut 100x150mm [1]	A110
RB 36.5	Star with Concave Circle 100x150mm [1]	A110
RB 37.1	Circle 76mm dia [4]	A113
RB 39.1	Diamond GC 127x76mm BOX 30	A108
RB 39.2	Diamond GC 152x102mm [1] BOX 30	A108
RB 39.4	Diamond GC 100x50mm [1] BOX 30	A108
RB 39.5	Diamond GC 127x76mm [1]	A108
RB 40.1	Square 51x51mm [1] BOX 30	A105/A112
RB 40.2	Square 85x85mm [1] BOX 30	A112
RB 41.1	Cluster GC 203x355mm [9]	A83
RB 41.1RC	Replacement Centre 95x163mm [1]	A113
RB 42.1	Cluster GC 165x127mm [3]	A93
RB 45.1	Cluster GC 191x114mm [4]	A93
RB 45.2	Star GC 229x145mm [4]	A93
RB 46.1	Star GC 82x82mm [1]	A111
RB 48.1	Extension Set 178x178mm [5]	A73/A89
RB 49.1	Cluster 145x180mm [7]	A88
RB 50.1	Cluster 128x148mm [3]	A90
RB 51.1	Cluster 120x153mm [3]	A88
RB 52.1	Cluster 200x170mm [6]	A88
RB 53.1	Cluster 193x130mm [3]	A88
RB 54.1	Rose 120x120mm [6]	A90
RB 54.2	Rose 120x120mm [6]	A90
RB 56.1	Cluster 185x156mm [3]	A88
RB 57.1	Cluster 134x153mm [3]	A89
RB 58.1	Cluster 182x152mm [3]	A89
RB 59.1	Cluster 283x520mm [13]	A74
RB 59.1RC	Replacement Centre 124x134mm [1]	A111
RB 59.1RCF	Replacement Centre 124x134mm [1]	A111
RB 59.2	Cluster 125x520mm [7]	A74
RB 60.1	Cluster 360x510mm [13]	A76

CODE	DESCRIPTION	PAGE
RB 61.1	Cluster 280x456mm [9]	A73
RB 62.1	Cluster 234x589mm [15]	A76
RB 62.1RC	Replacement Centre 147x355mm [1]	A114
RB 62.2	Cluster 276x679mm [15]	A75
RB 63.1	Cluster 178x305mm [8]	A76
RB 64.1	Cluster 230x328mm [4]	A73
RB 65.1	Cluster 260x155mm [7]	A89
RB 66.1	Cluster 152x152mm [4]	A89
RB 67.1	Cluster 198x172mm [4]	A88
RB 67.2	Cluster 228x194mm [4]	A88
RB 68.1	Cluster 256x155mm [6]	A88
RB 68.1A	58x65mm BOX 30	A115
RB 68.1B	130x40mm BOX 30	A115
RB 68.1C	130x40mm BOX 30	A115
RB 68.1D	55x35mm BOX 30	A115
RB 68.1E	55x35mm BOX 30	A115
RB 68.1F	26x90mm BOX 30	A115
RB 69.1	Cluster 140x140mm [8]	A88
RB 70.1	Cluster 350x160mm [8]	A85
RB 71.1	Corner 25x76mm [2]	A103
RB 73.1	Corner 115x115mm [3]	A103
RB 75.1	Cluster 384x769mm [19]	A72
RB 75.1RC	Replacement Centre 187x345mm [1]	A114
RB 76.1	Piece 235x100mm [1]	A114
RB 77.1	Circle 127x25mm [8]	A102
RB 78.1	Piece 50x60mm [1] BOX 30	A115
RB 81.1	Cluster 216x135mm [4]	A89
RB 82.1	Cluster 228x133mm [8]	A89
RB 85.1	Peacock 270x675mm [20]	A96
RB 85.2	Peacock 270x675mm [20]	A96
RB 86.1	Owl 120x315mm [12]	A96
RB 88.1	Mackintosh Style Rose 162x116mm [8]	A87
RB 90.1	Cluster 180x135mm [4]	A90
RB 91.1	Cluster 155x260mm [5]	A86/A89
RB 92.1	Cluster 170x170mm [5]	A87
RB 93.1	Cluster 408x72mm [5]	A85
RB 94.1	Cluster 450x165mm [13]	A85
RB 95.1	Mackintosh Style Rose 110mm diameter [5]	A87
RB 95.2	Mackintosh Style Leaves [Pair] 40x50mm	A87
RB 96.1	Dragonfly 192x150mm [9]	A97
RB 98.1	Horse 172x247mm [12]	A97
RB 100.0 - 9	Numbers: 0, 1, 2, 3, 4, 5, 6, 7, 8 & 9 100mm [1]	A101
RB 100.A1	Standard Alphabet Letter A 100mm h [3]	A101
RB 100.B1	Standard Alphabet Letter B 100mm h [3]	A101
RB 100.C1	Standard Alphabet Letter C 100mm h [3]	A101
RB 100.D1	Standard Alphabet Letter D 100mm h [2]	A101
RB 100.E1	Standard Alphabet Letter E 100mm h [4]	A101
RB 100.F1	Standard Alphabet Letter F 100mm h [3]	A101
RB 100.G1	Standard Alphabet Letter G 100mm h [3]	A101
RB 100.H1	Standard Alphabet Letter H 100mm h [3]	A101
RB 100.I1	Standard Alphabet Letter I 100mm h [1]	A101
RB 100.J1	Standard Alphabet Letter J 100mm h [2]	A101
RB 100.K1	Standard Alphabet Letter K 100mm h [3]	A101
RB 100.L1	Standard Alphabet Letter L 100mm h [2]	A101
RB 100.M1	Standard Alphabet Letter M 100mm h [4]	A101
RB 100.N1	Standard Alphabet Letter N 100mm h [3]	A101
RB 100.O1	Standard Alphabet Letter O 100mm h [2]	A101
RB 100.P1	Standard Alphabet Letter P 100mm h [2]	A101
RB 100.Q1	Standard Alphabet Letter Q 100mm h [3]	A101
RB 100.R1	Standard Alphabet Letter R 100mm h [3]	A101
RB 100.S1	Standard Alphabet Letter S 100mm h [4]	A101
RB 100.T1	Standard Alphabet Letter T 100mm h [2]	A101
RB 100.U1	Standard Alphabet Letter U 100mm h [2]	A101
RB 100.V1	Standard Alphabet Letter V 100mm h [2]	A101
RB 100.W1	Standard Alphabet Letter W 100mm h [4]	A101
RB 100.X1	Standard Alphabet Letter X 100mm h [3]	A101
RB 100.Y1	Standard Alphabet Letter Y 100mm h [3]	A101
RB 100.Z1	Standard Alphabet Letter Z 100mm h [3]	A101
RB 120.A2	Stylised Alphabet Letter A 120mm h [7]	A101
RB 120.B2	Stylised Alphabet Letter B 120mm h [6]	A101
RB 120.C2	Stylised Alphabet Letter C 120mm h [6]	A101
RB 120.D2	Stylised Alphabet Letter D 120mm h [5]	A101
RB 120.E2	Stylised Alphabet Letter E 120mm h [6]	A101
RB 120.F2	Stylised Alphabet Letter F 120mm h [5]	A101
RB 120.G2	Stylised Alphabet Letter G 120mm h [8]	A101
RB 120.H2	Stylised Alphabet Letter H 120mm h [6]	A101
RB 120.I2	Stylised Alphabet Letter I 120mm h [3]	A101
RB 120.J2	Stylised Alphabet Letter J 120mm h [3]	A101
RB 120.K2	Stylised Alphabet Letter K 120mm h [6]	A101
RB 120.L2	Stylised Alphabet Letter L 120mm h [4]	A101
RB 120.M2	Stylised Alphabet Letter M 120mm h [8]	A101
RB 120.N2	Stylised Alphabet Letter N 120mm h [6]	A101
RB 120.O2	Stylised Alphabet Letter O 120mm h [3]	A101
RB 120.P2	Stylised Alphabet Letter P 120mm h [5]	A101
RB 120.Q2	Stylised Alphabet Letter Q 120mm h [4]	A101

CODE	DESCRIPTION	PAGE
RB 120.R2	Stylised Alphabet Letter R 120mm h [4]	A101
RB 120.S2	Stylised Alphabet Letter S 120mm h [3]	A101
RB 120.T2	Stylised Alphabet Letter T 120mm h [4]	A101
RB 120.U2	Stylised Alphabet Letter U 120mm h [5]	A101
RB 120.V2	Stylised Alphabet Letter V 120mm h [4]	A101
RB 120.W2	Stylised Alphabet Letter W 120mm h [6]	A101
RB 120.X2	Stylised Alphabet Letter X 120mm h [6]	A101
RB 120.Y2	Stylised Alphabet Letter Y 120mm h [5]	A101
RB 120.Z2	Stylised Alphabet Letter Z 120mm h [4]	A101
RB 100	Pencil 19x19mm [1]	A102
RB 101	Pencil 19x51mm [1]	A102
RB 102	Pencil 19x76mm [1]	A102
RB 103	Pencil 19x101mm [1]	A102
RB 105	Pencil 19x152mm [1]	A102
RB 106	Pencil 19x203mm [1]	A102
RB 107	Pencil 19x254mm [1]	A102
RB 108	Pencil 19x305mm [1]	A102
RB 109	Pencil 25x25mm [1]	A102
RB 109.2	Pencil 25x40mm [1]	A102
RB 110	Pencil 25x51mm [1]	A102
RB 110.2	Pencil 25x60mm [1]	A102
RB 111	Pencil 25x76mm [1]	A102
RB 111.2	Pencil 25x90mm [1]	A102
RB 112	Pencil 25x101mm [1]	A102
RB 112.CB	Corner Bevel 25x101mm [2]	A102
RB 112.2	Pencil 25x115mm [1]	A102
RB 113	Pencil 25x127mm [1]	A102
RB 113.2	Pencil 25x140mm [1]	A102
RB 114	Pencil 25x152mm [1]	A102
RB 115	Pencil 25x203mm [1]	A102
RB 116	Pencil 25x254mm [1]	A102
RB 117	Pencil 25x305mm [1]	A102
RB 118	Pencil 38x38mm [1]	A104/A112
RB 119	Pencil 38x51mm [1]	A104
RB 120	Pencil 38x76mm [1]	A104
RB 121	Pencil 38x101mm [1]	A104
RB 121.CB	Corner Bevel 38x101mm [2]	A104
RB 122	Pencil 38x152mm [1]	A104
RB 123	Pencil 38x203mm [1]	A104
RB 124.CB	Corner Bevel 51x101mm [2]	A105
RB 125	Pencil 38x127mm [1]	A104
RB 126	Pencil 19x126mm [1]	A102
RB 127	Extension Piece 108x110mm [4]	A68
RB 127.2	Extension Piece 108x110mm [4]	A68
RB 128	Pencil 19x178mm [1]	A102
RB 129	Pencil 19x226mm [1]	A102
RB 130	Extension Set 108x76mm [2]	A112
RB 131	Extension Set 145x72mm [2]	A112
RB 132	Extension Set 135x114mm [2]	A108
RB 133	Cluster 480x307mm [7]	A105
RB 134	Pencil 25x176mm [1]	A102
RB 134.2	Pencil 25x180mm [1]	A102
RB 135	Pencil 25x226mm [1]	A102
RB 136	Pencil 38x176mm [1]	A104
RB 137	Pencil 38x182mm [1]	A104
RB 201.1	Piece 155x80mm [1]	A114
RB 201.2	Piece 235x120mm [1]	A114
RB 201.3	Piece 155x80mm [1]	A114
RB 201.4	Piece 235x120mm [1]	A114
RB 202.1	Cluster 222x149mm [4]	A90
RB 202.2	Cluster 185x120mm [4]	A90
RB 204.1	Corner 125x125x51mm [1]	A105
RB 204.2	Corner 93x93x38mm [1]	A104
RB 204.4	Corner 70x70x19mm [1]	A102
RB 206	Cluster 190x324mm [4]	A77
RB 207	Cluster 200x472mm [11]	A77
RB 207RC	Replacement Centre 103x156mm [1]	A113
RB 208	Cluster 207x236mm [3]	A67
RB 208.2	Extension Set 437x236mm [4]	A67
RB 209	Cluster 215x520mm [7]	A77
RB 210	Cluster 145x550mm [4]	A70
RB 211	Cluster 175x550mm [8]	A70
RB 212	Cluster 125x365mm [4]	A70
RB 213	Cluster 420x850mm [29]	A72
RB 214	Corner 630x300mm (left hand version)	A106
RB 214.2	Corner 630x300mm (right hand version)	A106
RB 215	Cluster 270x770mm [29]	A72
RB 217	Cluster 275x430mm [5]	A72
RB 218	Cluster 155x240mm [5]	A72
RB 220	Cluster 195x650mm [12]	A70
RB 221	Cluster 225x525mm [13]	A70
RB 222	Cluster 175x700mm [10]	A70
RB 223	Cluster 100x350mm [10]	A70
RB 224	Cluster 240x515mm [26]	A72
RB 225	Cluster 129x185mm [4]	A90

CODE	DESCRIPTION	PAGE	CODE	DESCRIPTION	PAGE	CODE	DESCRIPTION	PAGE
RB 226	Cluster 165x185mm [5].....	A89	RB 324	Cluster 290x596mm [15].....	A78	RB 440.2	Cluster GC 129x536mm [7].....	A84
RB 228	Cluster 172x172mm [10].....	A90	RB 325L/R	Corner 190x225mm [6].....	A107	RCB 448	Virgin Mary 310x750mm [43].....	A98
RB 229	Cluster 179x170mm [3].....	A91	RB 326	Corner 222x222mm [4].....	A107	RB 448.1	Cluster GC 178x178mm [5].....	A93
RB 230	Cluster 152x196mm [3].....	A91	RB 327L/R	Corner 159x231mm [4].....	A107	RCB 449	Archangel 405x1140 mm [74].....	A99
RB 231	Cluster 156x275mm [8].....	A78/A91	RB 328	Corner 145x145mm [3].....	A107	RCB 450	Cross with Lillies 286x457mm [37].....	A98
RB 232	Cluster 193x196mm [5].....	A91	RB 329	Cluster 187x156mm [6].....	A90	RB 451	Cluster GC 392x465mm [13].....	A84
RB 233	Cluster 159x208mm [4].....	A78/A90	RB 331	Piece 154x230mm [1].....	A110	RB 458.1	Cluster 182x152mm [3].....	A93
RB 234	Cluster 325x325mm [4].....	A78	RB 331.2	Piece 149x215mm [1].....	A110	RB 459.1	Cluster 283x520mm [13].....	A83
RB 235	Cluster 185x185mm [4].....	A78/A90	RB 332.1	Brilliant Cut 192x254mm [1].....	A110	RB 459.2	Cluster 125x520mm [7].....	A83
RB 235.2	Cluster 215x215mm [4].....	A78/A90	RB 332.2	Piece 190x254mm [1].....	A110	RB 469	Cluster 152x152mm [4].....	A93
RB 236	Cluster 238x154mm [8].....	A90	RB 333.1POL	Brilliant Cut 143x190mm [1].....	A110	RB 471	Cluster 425x150mm [7].....	A93
RB 237	Cluster 212x295mm [1].....	A78	RB 333.2	Piece 143x190mm [1].....	A110	RB 475.1	Cluster 384x769mm [19].....	A82
RB 240	Corner 70x70x19mm [1].....	A102	RB 333.3FRO	Brilliant Cut/Frosted 143x190mm [1].....	A110	RB 479	Cluster 179x225mm [7].....	A93
RB 241	Cluster 222x372mm [12].....	A69	RB 334.1	Star 127x127mm [1].....	A110	RB 482.1	Cluster 228x133mm [8].....	A93
RB 243L/R	Piece 43x68mm [1].....	A115	RB 334.2	Star 82x82mm [1].....	A110	RB 485	Cluster 120x150mm [3].....	A93
RB 245	Piece 76x91mm [1].....	A115	RB 334.3	Star 64x64mm [1].....	A110	RB 487	Kingfisher Cluster 245x170mm [8].....	A96
RB 246	Cluster 126x170 [4].....	A87	RB 334.4	Star 50x50mm [1].....	A110	RB 489	Swans Cluster 225x195mm [8].....	A97
RB 247	Heron 380x396mm [3].....	A96	RB 334.5	Star 115x115mm [1].....	A110	RB 491	Dolphins Cluster Right 180x215mm [13].....	A97
RB 249	Piece 75x88mm [1].....	A115	RB 334.6	Star 175x175mm [1].....	A110	RB 491.2	Dolphins Cluster Left 180x215mm [13].....	A97
RB 250	Cluster 275x465mm [9].....	A71	RB 334.7	Star 143x143mm [1].....	A110	RB 493.1	Rose&Leaves Cluster 240x245mm [9].....	A107
RB 251	Cluster 392x465mm [13].....	A71	RB 334.8	Star 98x98mm [1].....	A110	RB 493.2	Rose&Leaves Cluster 240x245mm [9].....	A107
RB 252	Cluster 460x530mm [21].....	A71	RB 335	Cluster 215x456mm [9].....	A78	RB 494	Leaves Clear 76x36mm [2].....	A107
RB 253	Cluster 455x455mm [27].....	A71	RB 336.1	Star 75x110mm [1].....	A110	RB 495	Rose&Leaves Cluster - Pink&Green 240x245mm [9].....	A107
RB 254	Cluster 295x610mm [15].....	A71	RB 336.2	Star 100x140mm [1].....	A110	RB 495.2	Rose&Leaves Cluster - Pink&Green 240x245mm [9].....	A107
RB 255	Cluster 320x638mm [29].....	A71	RB 338	Cluster 418x198mm [12].....	A85	RB 496	Leaves Green 76x36mm [2].....	A107
RB 256L	Cluster 304x870mm [19].....	A68	RB 339	Cluster 308x812mm [19].....	A79	RB 499	Cluster GC 237x700mm [12].....	A82
RB 256R	Cluster 304x870mm [19].....	A68	RB 340	Cluster 262x536mm [13].....	A75	RB 501.1	Piece Blue 155x80mm [1].....	A114
RB 258	Cluster 360x530mm [16].....	A67	RB 340.2	Cluster 129x536mm [7].....	A75	RB 502.1	Cluster Blue 165x127mm [3].....	A95
RB 259	Cluster 135x830mm [13].....	A68	RB 341	Cluster 279x584mm [15].....	A79	RB 505.1	Cluster Blue 191x114mm [4].....	A94
RB 259.2	Cluster 135x830mm [13].....	A68	RB 342	Cluster 348x580mm [16].....	A79	RB 508.2	Square Blue 51x51mm [1].....	A112
RB 260	Cluster 242x510mm [13].....	A67	RB 343	Cluster 111x645mm [7].....	A79	RB 509.1	Diamond Blue 127x76mm [1].....	A109
RB 261	Cluster 108x400mm [21].....	A68	RB 344	Cluster 403x974mm [47].....	A78	RB 509.2	Brilliant Cut Diamond Blue 127x76mm [1].....	A109
RB 261.2	Cluster 108x400mm [13].....	A68	RB 347	Cluster 110x631mm [3].....	A79	RB 514.2	Cluster Blue 252x187mm [5].....	A95
RB 262	Om Logo 200x220mm [8].....	A100	RB 348	Cluster 308x460mm [13].....	A79	RB 518	Square Blue 38x38mm [1].....	A112
RB 263	Bonsai Tree 160x210mm [16].....	A100	RB 349	Cluster 370x370mm [17].....	A79	RB 519	Star Blue 82x82mm [1].....	A111
RB 264	Khanda 240x300mm [13].....	A100	RB 350	Cluster 278x400mm [17].....	A79	RB 520	Star Blue 127x127mm [1].....	A111
RB 265.1	Cluster 145x204mm [5].....	A67	RB 351	Cluster 129x204mm [5].....	A90	RB 522.1	Cluster Blue 200x145mm [3].....	A95
RB 265.2	Cluster 145x220mm [5].....	A67	RB 352	Piece 174x44mm [1].....	A115	RB 532.1	Cluster Blue 193x196mm [5].....	A94
RB 266	Single Dolphin 146x174mm [8].....	A97	RB 352.2	Piece 174x44mm [1].....	A115	RB 534.1	Oval Blue 76x127mm Blue [1].....	A113
RB 267	Cluster 120x95mm [3].....	A87	RB 353	Piece 133x33mm [1].....	A115	RB 535.1	Oval Blue 102x152mm Blue [1].....	A113
RB 268	Cluster 160x235mm [3].....	A67	RB 353.2	Piece 133x33mm [1].....	A115	RB 536.1	Brilliant Cut Star Blue 136x190mm [1].....	A111
RB 270.1	Long Life [Chinese Script] 215x300mm [22].....	A100	RB 355	Cluster 156x126mm [3].....	A90	RB 536.2	Star Blue 80x112mm [2].....	A111
RB 271.1	Joy [Chinese Script] 216x272mm [17].....	A100	RB 356	Cluster 152x140mm [3].....	A115	RB 536.3	Star Blue 136x190mm [1].....	A111
RB 272.1	Happiness [Chinese Script] 226x264mm [17].....	A100	RB 357	Cluster 201x129mm [3].....	A91	RB 548.1	Cluster Blue 178x178mm [5].....	A95
RB 274.1	Yin&Yang [Chinese Script] 120mm diameter [2].....	A100	RB 358	Cluster 173x153mm [3].....	A91	RB 549.1	Cluster Blue 145x180mm [7].....	A94
RB 275.1	Celtic Knott 148x132mm [6].....	A100	RB 359	Cluster 130x114mm [3].....	A91	RB 558.1	Cluster Blue 182x152mm [3].....	A94
RB 277.1	Star of David 140x160mm [12].....	A100	RB 367	Cluster 264x176mm [8].....	A73	RB 559.1RC	Replacement Centre Blue 124x134mm [1].....	A111
RB 280	Cluster 274x274mm [13].....	A87	RB 368	Cluster 136x156mm [4].....	A91	RB 568.1	Cluster Blue 256x155mm [6].....	A95
RB 280.2	Cluster 274x274mm [13].....	A87	RB 369	Cluster 429x102mm [6].....	A85	RB 581.1	Cluster Blue 216x137mm [4].....	A94
RB 281	Cluster 350x250mm [12].....	A67	RB 370	Cluster 189x132mm [3].....	A91	RB 582.1	Cluster Blue 228x133mm [8].....	A114
RB 283	Cluster 195x375mm [10].....	A66	RB 371	Cluster 425x150mm [7].....	A85	RB 601.1	Piece Bronze 155x80mm [1].....	A114
RB 284	Cluster 150x150mm [9].....	A87	RB 372	Cluster 127x168mm [6].....	A79	RB 605.1	Cluster Bronze 191x114mm [4].....	A94
RB 284.2	Cluster 150x150mm [9].....	A87	RB 378	Cluster 186x200mm [4].....	A91	RB 608.2	Square Bronze 51x51mm [1].....	A112
RB 285	Fanlight 204x204mm [5].....	A87	RB 379	Cluster 179x225mm [7].....	A91	RB 609.1	Diamond Bronze 127x76mm [1].....	A109
RB 286	Cluster 270x260mm [9].....	A66	RB 380	Cluster 179x187mm [7].....	A91	RB 609.2	Brilliant Cut Diamond Bronze 127x76mm [1].....	A109
RB 287	Cluster 128x334mm [16].....	A66	RB 381	Cluster 423x166mm [12].....	A85	RB 618	Square Bronze 38x38mm [1].....	A112
RB 288	Angel Fish Medium Left 175x206mm [13].....	A97	RB 381.2	Cluster 440x180mm [12].....	A85	RB 619	Star Bronze 82x82mm [1].....	A111
RB 288.2	Angel Fish Medium Right 175x206mm [13].....	A97	RB 383	Cluster 254x348mm [12].....	A73	RB 620	Star Bronze 127x127mm [1].....	A111
RB 289	Angel Fish Small Left 125x147mm [8].....	A97	RB 384	Corner 341x341mm [5].....	A107	RB 622.1	Cluster Bronze 200x145mm [3].....	A95
RB 289.2	Angel Fish Small Right 125x147mm [8].....	A97	RB 385	Cluster 120x150mm [3].....	A76	RB 636.1	Brilliant Cut Star Bronze 136x190mm [1].....	A111
RB 290	Shamrock Cluster 183x234mm [4].....	A100/A87	RB 386	Cluster 190x160mm [2].....	A76	RB 636.2	Star Bronze 80x112mm [2].....	A111
RB 291	Cluster 190x270mm [5].....	A67	RB 387	Cluster 250x120mm [9].....	A85	RB 658.1	Cluster Bronze 182x152mm [3].....	A94
RB 292	Cluster 136x680mm [13].....	A65	RB 391	Corner 203x203x25mm [8].....	A103/A106	RB 668.1	Cluster Bronze 256x155mm [6].....	A95
RB 293	Cluster 280x340mm [13].....	A86	RB 392	Corner 254x254mm [11].....	A103/A106	RB 681.1	Cluster Bronze 216x137mm [4].....	A94
RB 294	Cluster 200x710mm [23].....	A65	RB 393	Cluster 160x470mm [6].....	A66	RB 682.1	Cluster Bronze 228x133mm [8].....	A114
RB 294.2	Cluster 75x710mm [13].....	A65	RB 394	Cluster 165x522mm [22].....	A66	RB 701.1	Piece Green 155x80mm [1].....	A114
RB 295	Door Bevel 292x665mm [13].....	A65	RB 394.2	Cluster 83x522mm [16].....	A66	RB 702.1	Cluster Green 165x127mm [3].....	A95
RB 296	Cluster 408x510mm [17].....	A77	RB 395	Corner 152x152x38mm [3].....	A104/A106	RB 705.1	Cluster Green 191x114mm [4].....	A94
RB 296RCBL	Replacement Centre Blue 105x118mm [1].....	A114	RB 396	Corner 152x152mm [3].....	A106	RB 708.2	Square Green 51x51mm [1].....	A112
RB 296RCGC	Replacement Centre Glue Chip 105x118mm [1].....	A114	RB 397	Cross 146x180mm [8].....	A99	RB 709.1	Diamond Green 127x76mm [1].....	A109
RB 296RCGR	Replacement Centre Green 105x118mm [1].....	A114	RB 398L/R	Corner 183x240mm [12].....	A104/A106	RB 709.2	Brilliant Cut Diamond Green 127x76mm [1].....	A109
RB 297	Cluster 417x220mm [9].....	A85	RB 399	Cluster 330x699mm [17].....	A70	RB 714.2	Cluster Green 252x187mm [5].....	A95
RB 299	Cluster 237x700mm [12].....	A66	RB 400	Cluster 178x839mm [19].....	A69	RB 718	Square Green 38x38mm [1].....	A112
RB 301	Cluster 210x445mm [9].....	A77	RB 401	Cluster 210x445mm [9].....	A83	RB 719	Star Green 82x82mm [1].....	A111
RB 301RC	Replacement Centre 85x140mm [1].....	A113	RB 401.3	Piece 155x80mm [1].....	A114	RB 720	Star 127x127mm [1].....	A111
RB 302	Cluster 109x388mm [9].....	A77	RB 401.4	Piece 235x120mm [1].....	A114	RB 722.1	Cluster Green 200x145mm [3].....	A95
RB 305	Cluster 202x324mm [5].....	A77	RB 402	Cluster 109x388mm [9].....	A83	RB 732.1	Cluster Green 193x196mm [5].....	A94
RB 308	Cluster 147x191mm [7].....	A91	RB 403	Cluster 228x788mm [29].....	A69	RB 734.1	Oval Green 76x127mm Green [1].....	A113
RB 310	Cluster 310x310mm [8].....	A79	RB 404	Cluster 330x1462mm [29].....	A69	RB 735.1	Oval Green 102x152mm Green [1].....	A113
RB 312	Cluster 133x381mm [6].....	A78	RB 414.1	Cluster GC 216x292mm [5].....	A93	RB 736.1	Brilliant Cut Star Green 136x190mm [1].....	A111
RB 314	Cluster 508x254mm [6].....	A104	RB 414.2	Cluster GC 252x187mm [5].....	A93	RB 736.2	Star Green 80x112mm [2].....	A111
RB 315	Cluster 400x164mm [6].....	A104	RB 415	Cluster GC 270x770mm [29].....	A82	RB 748.1	Cluster Green 178x178mm [5].....	A95
RB 317	Cluster 163x215mm [7].....	A91	RB 424	Cluster 290x596mm [15].....	A83	RB 749.1	Cluster Green 145x180mm [7].....	A94
RB 317.2	Cluster 163x205mm [7].....	A91	RB 427	Circle Glue Chip 51mm dia [1].....	A113	RB 758.1	Cluster Green 182x152mm [3].....	A94
RB 318L/R	Corner 168x237mm [3].....	A107	RB 428	Glue Chip 70x146mm [1].....	A115	RB 759.1RC	Replacement Centre Green 124x134mm [1].....	A111
RB 319	Cluster 151x127mm [6].....	A91/A96	RB 430	Cluster GC 152x196mm [3].....	A93	RB 768.1	Cluster Green 256x155mm [6].....	A95
RB 320	Corner 154x154mm [5].....	A107	RB 432	Cluster GC 193x196mm [5].....	A93	RB 781.1	Cluster Green 216x137mm [4].....	A94
RB 321	Corner 137x137mm [3].....	A107	RB 434.1	Oval GC 76x127mm [1].....	A113	RB 782.1	Cluster Green 228x133mm [8].....	A94
RB 321.1	Cluster 185x137mm [3].....	A91	RB 435.1	Oval GC 101x152mm [1].....	A113	RCB 782	Embracing Dove 200x200mm [5].....	A99
RB 322L/R	Corner 113x154mm [3].....	A107	RB 436.1	Star GC 136x190mm [1].....	A111	RCB 783	Faith Fish 200x91mm [3].....	A99
RB 323	Corner 130x130mm [4].....	A107	RB 436.2	Star GC 80x112mm [2].....	A111	RCB 784	Crown of Thorns 250x241mm [14].....	A98
RB 323	Cluster 183x142mm [4].....	A91	RB 440	Cluster GC 262x536mm [13].....	A84	RCB 785	Awareness Ribbon 146x20mm [4].....	A99



CODE	DESCRIPTION	PAGE	CODE	DESCRIPTION	PAGE	CODE	DESCRIPTION	PAGE
RB 801	Cluster 283x520mm [13].....	A81	RB 1263	Diamond 51x102mm [1].....	A108	RB 1570	Dichroic Circle 51mm dia [1].....	A113
RB 802	Cluster 203x355mm [9].....	A81	RB 1263.1	Diamond 51x76mm [1].....	A108	RB 1590.1	Dichroic Cluster 180x135mm [4].....	A95
RB 803	Cluster 220x460mm [9].....	A81	RB 1264	Triangle 76x76x76mm [1].....	A112	RB 1592.1	Dichroic Cluster 170x170mm [5].....	A95
RB 804	Cluster 125x520mm [7].....	A81	RB 1265	Triangle 76x76x108mm [1].....	A112	THE DESIGNER COLLECTION		
RB 805	Cluster 112x397mm [9].....	A81	RB 1266.1	Triangle 74x127x74mm [1].....	A108/A112	RBB 1	Designer 52x65mm PACK 10 Clear/Blue/Green/Grey...	A60
RB 806	Cluster 234x581mm [15].....	A81	RB 1266.2	Triangle 74x76x74mm [1].....	A108/A112	RBB 2	Designer 90x145mm PACK 10 Clear/Blue/Green/Grey...	A60
RB 807	Grey&Clear 122x480mm [8].....	A80	RB 1267.1	Triangle 102x102x178mm [1].....	A108/A112	RBB 3	Designer 40x112mm PACK 10 Clear/Blue/Green/Grey...	A60
RB 850	Cluster 260x430mm [9].....	A69	RB 1267.2	Triangle 102x101x102mm [1].....	A108/A112	RBB 4	Designer 40x112mm PACK 10 Clear/Blue/Green/Grey...	A60
RB 851	Cluster 180x360mm [17].....	A64	RB 1268	Triangle 51x51x72mm [1].....	A112	RBB 5	Designer 50x62mm PACK 10 Clear/Blue/Green/Grey...	A60
RB 852	Cluster 290x520mm [13].....	A67	RB 1269	Circle 38mm dia [1].....	A113	RBB 6	Designer 25x89mm PACK 10 Clear/Blue/Green/Grey...	A60
RB 853	Cluster 180x570mm [11].....	A64	RB 1270	Circle 51mm dia [1].....	A113	RBB 7	Designer 55x130mm PACK 10 Clear/Blue/Green/Grey...	A60
RB 854	Cluster 365x295mm [12].....	A85	RB 1271	Circle 76mm dia [1].....	A113	RBB 8	Designer 76x92mm PACK 10 Clear/Blue/Green/Grey...	A60
RB 855	Celtic Knott 148x132mm [13].....	A100	RB 1272	Circle 101mm dia [1].....	A113	RBB 9	Designer 55x130mm PACK 10 Clear/Blue/Green/Grey...	A61
RB 900	Grey 203x355mm [9].....	A80	RB 1273	Semi Circle 76mm dia [1].....	A113	RBB 10	Designer 54x82mm PACK 10 Clear/Blue/Green/Grey...	A61
RB 901	Grey 210x445mm [9].....	A80	RB 1275	Diamond 25x51mm [1].....	A108	RBB 11	Designer 27x112mm PACK 10 Clear/Blue/Green/Grey...	A61
RB 901.1	Grey Diamond 155x80mm [1].....	A114	RB 1276	Oval 50x100mm [1].....	A113	RBB 12	Designer 54x82mm PACK 10 Clear/Blue/Green/Grey...	A61
RB 902	Grey Diamond 109x388mm [9].....	A80	RB 1277	Oval 152x229mm [1].....	A113	RBB13	Designer 32x57mm PACK 10 Clear/Blue/Green/Grey...	A61
RB 905.1	Grey 191x114mm [9].....	A93/A94	RB 1278	Oval 76x127mm [1].....	A113	RBB 14	Designer 32x57mm PACK 10 Clear/Blue/Green/Grey...	A61
RB 908.2	Grey 51x51mm [1].....	A112	RB 1278.2L/R	Extension Set 165x218mm [4].....	A113	RBB 15	Designer 33x47mm PACK 10 Clear/Blue/Green/Grey...	A61
RB 909.1	Grey 76x127mm [1].....	A109	RB 1279	Oval 152x279mm [1].....	A113	RBB 16	Designer 33x47mm PACK 10 Clear/Blue/Green/Grey...	A61
RB 909.2	Grey 127x76mm [1].....	A109	RB 1280	Oval 101x152mm [1].....	A113	RBB 17	Designer 52x52mm PACK 10 Clear/Blue/Green/Grey...	A61
RB 918	Grey 38x38mm [1].....	A112	RB 1280.2L/R	Extension Set 198x263mm [4].....	A113	RBB 18	Designer 25x25mm PACK 10 Clear/Blue/Green/Grey...	A61
RB 919	Grey 82x82mm [1].....	A111	RB 1281	Clear Bevel 47x145mm [1].....	A115	RBB 19	Designer 52mm dia PACK 10 Clear/Blue/Green/Grey...	A61
RB 920	Grey 127x127mm [1].....	A111	RB 1283	Coffin 25x70x114mm [1].....	A115	RBB 20	Designer 38x38mm PACK 10 Clear/Blue/Green/Grey...	A61
RB 936.1	Grey 136x190mm [1].....	A111	RB 1285	Bevel 70x146mm [1].....	A115	RBB 21	Designer 60x60mm PACK 10 Clear/Blue/Green/Grey...	A61
RB 936.2	Grey 80x112mm [1].....	A111	RB 1286	Large Hexagon 417x108mm [1].....	A115	RBB 22	Designer 85x60mm PACK 10 Clear/Blue/Green/Grey...	A61
RB 940	Grey 262x536mm [13].....	A80	RB 1288	Large Irr. Rhomboid 417x54mm [1].....	A115	RBB 23	Designer 86x86mm PACK 10.....	A61
RB 940.2	Grey 129x536mm [7].....	A80	RB 1289	Clear Bevel 42x175mm [1].....	A115	RBB 24	Designer 86x86mm PACK 10.....	A61
RB 958.1	Grey 182x152mm [3].....	A93/A94	RB 1290A	Bevel Semi Circle 101mm [4].....	A103	RBB 25	Designer 40x84mm PACK 10.....	A61
RB 959.1RC	Grey 124x134mm [1].....	A111	RB 1290B	Bevel Semi Circle 178mm [4].....	A103	RBB 26	Designer 40x84mm PACK 10.....	A61
RB 990.1	Grey 180x135mm [1].....	A93	RB 1290C	Bevel Semi Circle 254mm [4].....	A103	RBB 27	Designer 40x44mm PACK 10.....	A61
RB 991.1	Grey 260x155mm [5].....	A93	RB 1290D	Bevel Semi Circle 330mm [4].....	A103	RBB 28	Designer 54x90mm PACK 10.....	A61
RB 992.1	Grey 170x170mm [5].....	A93	RB 1290E	Bevel Semi Circle 406mm [4].....	A103	RBB 29	Designer 54x90mm PACK 10.....	A61
RB 1001	Door Bevel 134x474mm [9].....	A64	RB 1291	Diamond 52x127mm [1].....	A108	RBB 30	Designer 100x111mm PACK 10.....	A61
RB 1002	Door Bevel 148x446mm [15].....	A64	RB 1293	Star 100x140mm [1].....	A110	RBB 31	Designer 41x62mm PACK 10.....	A61
RB 1003	Clear 78x260mm [8].....	A86/A92	RB 1294	Star 102x146mm [1].....	A110	RBB 32	Designer 41x62mm PACK 10.....	A61
RB 1004	Clear 98x230mm [6].....	A86	RB 1295	Star Polished Brilliant Cut 80x112mm [1].....	A110	RBB 33	Designer 54x122mm PACK 10.....	A61
RB 1005	Cluster 240x70mm [7].....	A90	RB 1296	Star Polished Brilliant Cut 100x140mm[1].....	A110	RBB 34	Designer 54x122mm PACK 10.....	A61
RB 1006	Clear 125x178mm [5].....	A86/A92	RB 1297	Star Polished Brilliant Cut 125x133mm [1].....	A110	JEWELS		
RB 1007	Clear 156x147mm [4].....	A86/A92	RB 1298	Star 78x78mm [1].....	A110	RJ 30R1	Faceted Clear 30mm.....	A116
RB 1008	Door Bevel 300x778mm [24].....	A64	RB 1299	Star 106x106mm [1].....	A110	RJ 30R2	Faceted Amber 30mm.....	A116
RB 1010	38mm Arch Top Border 460x815mm [14].....	A104	RB 1301	Square Double - Faceted Clear 51x51mm [1].....	A112	RJ 30R5	Faceted Blue 30mm.....	A116
RB 1011	Door Bevel 200x550mm [20].....	A64	RB 1302	Square Double - Faceted Blue 51x51mm [1].....	A112	RJ 30R6	Faceted Amethyst 30mm.....	A116
RB 1012L/R	25mm Border Cluster 88x317mm [8].....	A103	RB 1303	Square Double - Faceted Green 51x51mm [1].....	A112	RJ 30R7	Faceted Green 30mm.....	A116
RB 1013	Door/Brilliant Cut Centre 135x460mm [13].....	A64	RB 1304	Square Double - Faceted Clear 60x60mm [1].....	A112	RJ 30R8	Faceted Aquamarine 30mm.....	A116
RB 1013.2	Cluster 86x422mm [13].....	A64	RB 1305	Square Double - Faceted Grey 51x51mm [1].....	A112	RJ 30R10	Faceted Red 30mm.....	A116
RB 1014	Small Door/Cabinet 77x420mm [10].....	A86	RB 1311	Square Multi - Faceted Clear 51x51mm [1].....	A112	RJ 35P1	Plain Clear 35mm.....	A116
RB 1015L/R	SmallDoor/Cabinet 125x390mm [8].....	A86	RB 1312	Square Multi - Faceted Blue 51x51mm [1].....	A112	RJ 35P2	Plain Amber 35mm.....	A116
RB 1016	Cluster 210x175mm [6].....	A90	RB 1313	Square Multi - Faceted Green 51x51mm [1].....	A112	RJ 35P5	Plain Blue 35mm.....	A116
RB 1017	Cluster 130x130mm [3].....	A92	RB 1314	Square Multi - Faceted Grey 51x51mm [1].....	A112	RJ 35P6	Plain Amethyst 35mm.....	A116
RB 1018	Cluster 195x150mm [5].....	A92	RB 1316	Square Multi - Faceted Clear 38x38mm [1].....	A112	RJ 35P7	Plain Green 35mm.....	A116
RB 1019	Cluster 170x120mm [5].....	A92	RB 1317	Square Multi - Faceted Blue 38x38mm [1].....	A112	RJ 35P8	Plain Aquamarine 35mm.....	A116
RB 1020	Cluster 200x160mm [3].....	A92	RB 1318	Square Multi - Faceted Green 38x38mm [1].....	A112	RJ 35P10	Plain Red 35mm.....	A116
RB 1021	Cluster 170x170mm [9].....	A92	RB 1319	Square Multi - Faceted Grey 38x38mm [1].....	A112	RJ 40R1	Faceted Clear 40mm.....	A116
RB 1022	Cluster 150x150mm [3].....	A92	RB 1321	Diamond Multi - Faceted Clear 76x127mm [1].....	A109	RJ 40R2	Faceted Amber 40mm.....	A116
RB 1023	Cluster 220x215mm [6].....	A92	RB 1322	Diamond Multi - Faceted Blue 76x127mm [1].....	A109	RJ 40R5	Faceted Blue 40mm.....	A116
RB 1024	Cluster 220x215mm [6].....	A92	RB 1323	Diamond Multi - Faceted Green 76x127mm [1].....	A109	RJ 40R6	Faceted Amethyst 40mm.....	A116
RB 1025	Cluster 175x205mm [4].....	A92	RB 1324	Diamond Multi - Faceted Grey 76x127mm [1].....	A109	RJ 40R7	Faceted Green 40mm.....	A116
RB 1026	Cluster 190x180mm [5].....	A92	RB 1331	Diamond Double - Faceted Clear 76x127mm [1].....	A109	RJ 40R8	Faceted Aquamarine 40mm.....	A116
RB 1027	Cluster 170x135mm [3].....	A90	RB 1332	Diamond Double - Faceted Blue 76x127mm [1].....	A109	RJ 40R10	Faceted Red 40mm.....	A116
RB 1028	Cluster 140x170mm [3].....	A92	RB 1333	Diamond Double - Faceted Green 76x127mm [1].....	A109	RJ 40T1	Faceted Teardrop Clear 30x40mm.....	A116
RB 1029	Cluster 180x90mm [3].....	A92	RB 1334	Diamond Double - Faceted Grey 76x127mm [1].....	A109	RJ 40T2	Faceted Teardrop Amber 30x40mm.....	A116
RB 1030	Cluster 240x140mm [8].....	A92	RB 1341	Diamond Multi - Faceted Clear 100x50mm [1].....	A109	RJ 40T5	Faceted Teardrop Blue 30x40mm.....	A116
RB 1040	Corner 225x90mm [6].....	A103	RB 1342	Diamond Multi - Faceted Blue 100x50mm [1].....	A109	RJ 40T6	Faceted Teardrop Amethyst 30x40mm.....	A116
RB 1041	Corner 125x125mm [3].....	A103/A106	RB 1343	Diamond Multi - Faceted Green 100x50mm [1].....	A109	RJ 40T7	Faceted Teardrop Green 30x40mm.....	A116
RB 1042	Corner 145x145mm [2].....	A103/A106	RB 1344	Diamond Multi - Faceted Grey 100x50mm [1].....	A109	RJ 40T8	Faceted Teardrop Aquamarine 30x40mm.....	A116
RB 1043	Corner 85x85mm [2].....	A103	RB 1351	Triangle Multi - Faceted Clear 51x51mm [1].....	A112	RJ 40T10	Faceted Teardrop Red 30x40mm.....	A116
RB 1044	Corner 145x145mm [3].....	A106	RB 1356	Triangle Multi - Faceted Clear 76x76mm [1].....	A112	RJ 4001	Faceted Oval Clear 30x40mm.....	A116
RB 1045	Corner 160x160mm [2].....	A106	RB 1365	Circle Multi - Faceted 38mm Diameter [1].....	A113	RJ 4002	Faceted Oval Amber 30x40mm.....	A116
RB 1046	Corner 175x175mm [3].....	A106	RB 1366	Circle Multi - Faceted 51mm Diameter [1].....	A113	RJ 4005	Faceted Oval Blue 30x40mm.....	A116
RB 1050	Door Bevel Flower 215x430mm [8].....	A65	RB 1371	Circle Multi - Faceted 38mm Diameter [1].....	A113	RJ 4006	Faceted Oval Amethyst 30x40mm.....	A116
RB 1051	Door Bevel Flower 180x380mm [8].....	A65	RB 1376	Circle Multi - Faceted 51mm Diameter [1].....	A113	RJ 4007	Faceted Oval Green 30x40mm.....	A116
RB 1052	Door Bevel Flower 180x380mm [8].....	A65	RB 1401	Square 51x51mm [1].....	A112	RJ 4008	Faceted Oval Aquamarine 30x40mm.....	A116
RB 1053	Door Bevel Flower 150x395mm [5].....	A65	RB 1402	Square 76x76mm [1].....	A112	RJ 40010	Faceted Oval Red 30x40mm.....	A116
RB 1245	Diamond 55x120mm [1].....	A108	RB 1411	Diamond 76x127mm [1].....	A108	RJ 50R1	Faceted Clear 50mm.....	A116
RB 1246	Diamond 65x130mm [1].....	A108	RB 9003	Grey Cluster 78x260mm.....	A86	RJ 50R2	Faceted Amber 50mm.....	A116
RB 1247	Diamond 70x150mm [1].....	A108	RB 9006	Grey Cluster 125x178mm.....	A86/A93	RJ 50R5	Faceted Blue 50mm.....	A116
RB 1248	Diamond 90x180mm [1].....	A108	DICHOIC BEVELS			RJ 50R6	Faceted Amethyst 50mm.....	A116
RB 1249	Piece 64x110mm [1].....	A115	RB 1500	Dichroic Cluster 203x355mm [9].....	A84	RJ 50R7	Faceted Green 50mm.....	A116
RB 1250	Square 76x76mm [1].....	A112	RB 1501	Dichroic Cluster 2210x445mm [9].....	A84	RJ 50R8	Faceted Aquamarine 50mm.....	A116
RB 1252	Square 101x101mm [1].....	A112	RB 1502	Dichroic Cluster 109x388mm [9].....	A84	RJ 50R10	Faceted Red 50mm.....	A116
RB 1257	Diamond 38x64mm [1].....	A108	RB 1505.1	Dichroic Square 191x114mm [4].....	A95	ROUNDELS		
RB 1258	Diamond 76x127mm [1].....	A108	RB 1508.2	Dichroic Square 51x51mm [1].....	A105/A112	RFUR01	Clear 60mm diameter.....	A116
RB 1258.1POL	Brilliant Cut Polished 76x127mm [1].....	A108	RB 1508.3	Dichroic Pencil 51x102mm [1].....	A105	RFUR02	Amber 60mm diameter.....	A116
RB 1258.2FRO	Brilliant Cut Frosted 76x127mm [1].....	A108	RB 1508.4	Dichroic Pencil 51x102mm [1].....	A105	RFUR03	Green 60mm diameter.....	A116
RB 1259	Diamond 51x152mm [1].....	A108	RB 1509.1	Dichroic Diamond 76x127mm [1].....	A109	RFUR04	Red 60mm diameter.....	A116
RB 1260	Diamond 101x178mm [1].....	A108	RB 1536.1	Dichroic Star 136x190mm [1].....	A111	RFUR05	Blue 60mm diameter.....	A116
RB 1260.1POL	Brilliant Cut Polished 101x178mm [1].....	A108	RB 1550	Dichroic Square 76x76mm [1].....	A112			
RB 1260.2FRO	Brilliant Cut Frosted 101x178mm [1].....	A108	RB 1558.1	Dichroic Cluster 182x152mm [3].....	A95			
RB 1261	Diamond 72x140mm [1].....	A108	RB 1560	Dichroic Diamond 101x178mm [1].....	A109			
RB 1261.1	Brilliant Cut 72x140mm [1].....	A108	RB 1563	Dichroic Diamond 51x102mm [1].....	A109			
RB 1262	Diamond 152x229mm [1].....	A108						



Custom Bevels

RegaLead is delighted to offer our custom bevelling service, which has been introduced to create more design options for windows, doors, conservatories and any other decorative glass applications. While we believe we offer the most comprehensive range of bevels possible, sometimes something unique is required to add that finishing touch to a project.

Our custom bevelling service means designs are no longer restricted by size, colour or existing bevel design. Customers can design their own bevels, have logos made or even alter the size or colour of any of our existing RegaBevel range.

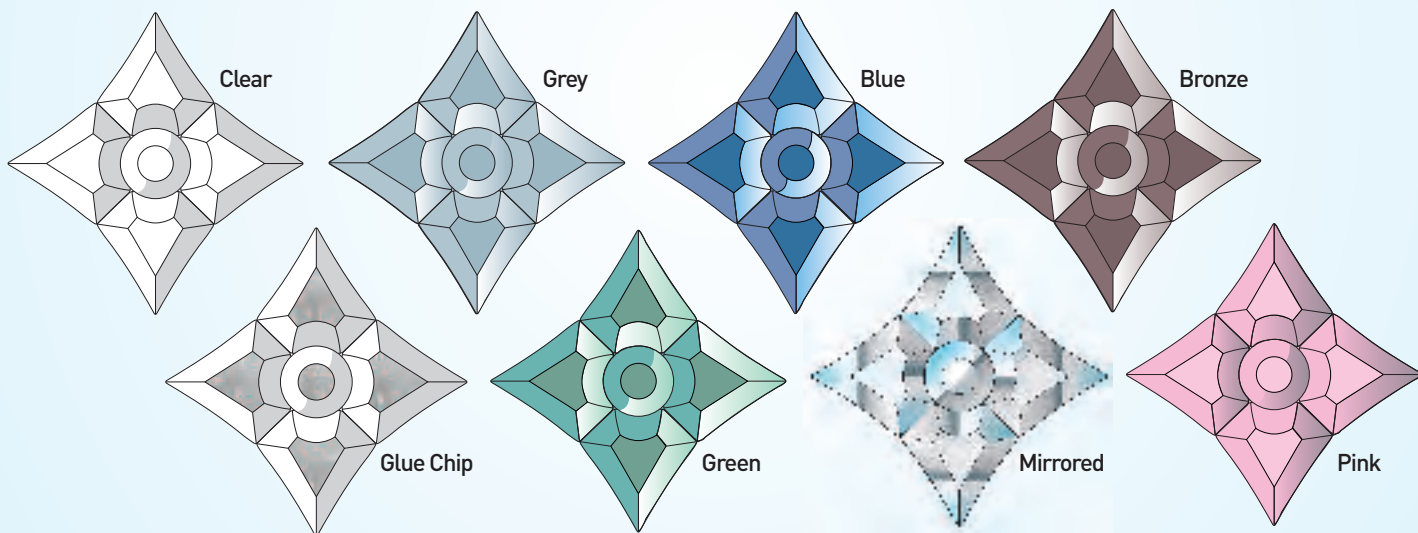
Ideal for any bevelled window or door suppliers, from small studios to large contractors, any quantity of custom bevels can be supplied from one to thousands! Prices are based on the size and complexity of the design and each design is quoted individually.

Discover how the brilliance and beauty of hand-crafted, custom bevels can add an extra dimension to your designs.



Bevel Availability

Custom bevels are currently available in the following colours and textures:



Bevel Edges

The edge thickness of our 5mm bevels can be altered. Currently available are:

Standard Edge: This is the thickness of our standard bevels and is the best choice for use with our overlay system. Edges are between 1.5 and 1.8mm thick.

Thick Edge: This edge thickness is appropriate for use with traditional stained glass lead comes and is approximately 2.5mm thick.

Polished Edge: This highly polished edge is for use without lead.

Showcase

Cinderella's Carriage, Grand Floridian Hotel in Disney World, Florida

Adding a beautiful and individual touch, Cinderella's Carriage adorns the wedding chapel windows of the Grand Floridian Hotel in Disney World Florida. Through a creative collaboration, we were pleased to deliver this simple, yet striking feature, which adds a unique focus to the room.

How to order a Custom Bevel

Ordering a custom bevel is a simple process and can start with the most basic of drawings.

1. Send a sketch or design idea, with the dimensions and quantity required. It doesn't have to be an elaborate or expert drawing as we can use our design software to build a more detailed picture.
2. We'll create a design and liaise with you regarding any changes or specific requirements, such as colour or edge thickness of bevels.
3. Once the design is finalised, we will then make a sample of your bevel. It will take about 4 weeks from the finalisation of the design to when you receive your bevel.
4. If you are happy with your order, we can then make as many bevels of your design as you require. We can also provide a design template if necessary.

Pricing


Custom bevelling prices are individually calculated and are based on the size and complexity of your design. Each custom bevel quote is comprised of two elements:

A Set-Up Charge: For UK customers this flat rate charge of £35 covers everything associated with making a new bevel from scratch. This includes any design work, creating the factory template and shipping the bevels. The Set-Up Charge is a payable only once per design.


For customers outside of the UK, further shipping costs are payable in addition to the Set-Up Charge. Prices listed in Pounds sterling will be converted into US dollars or Euros using exchange rates on the day of order.

Bevel Costs: This is the cost of the bevelling and the glass. Size and complexity is taken into consideration at this point, and the cost is calculated using the same method as that used for standard bevels.

Consequently, larger quantity orders are more cost effective when using our custom bevelling service.



Initial Sketch



GlassEye Design



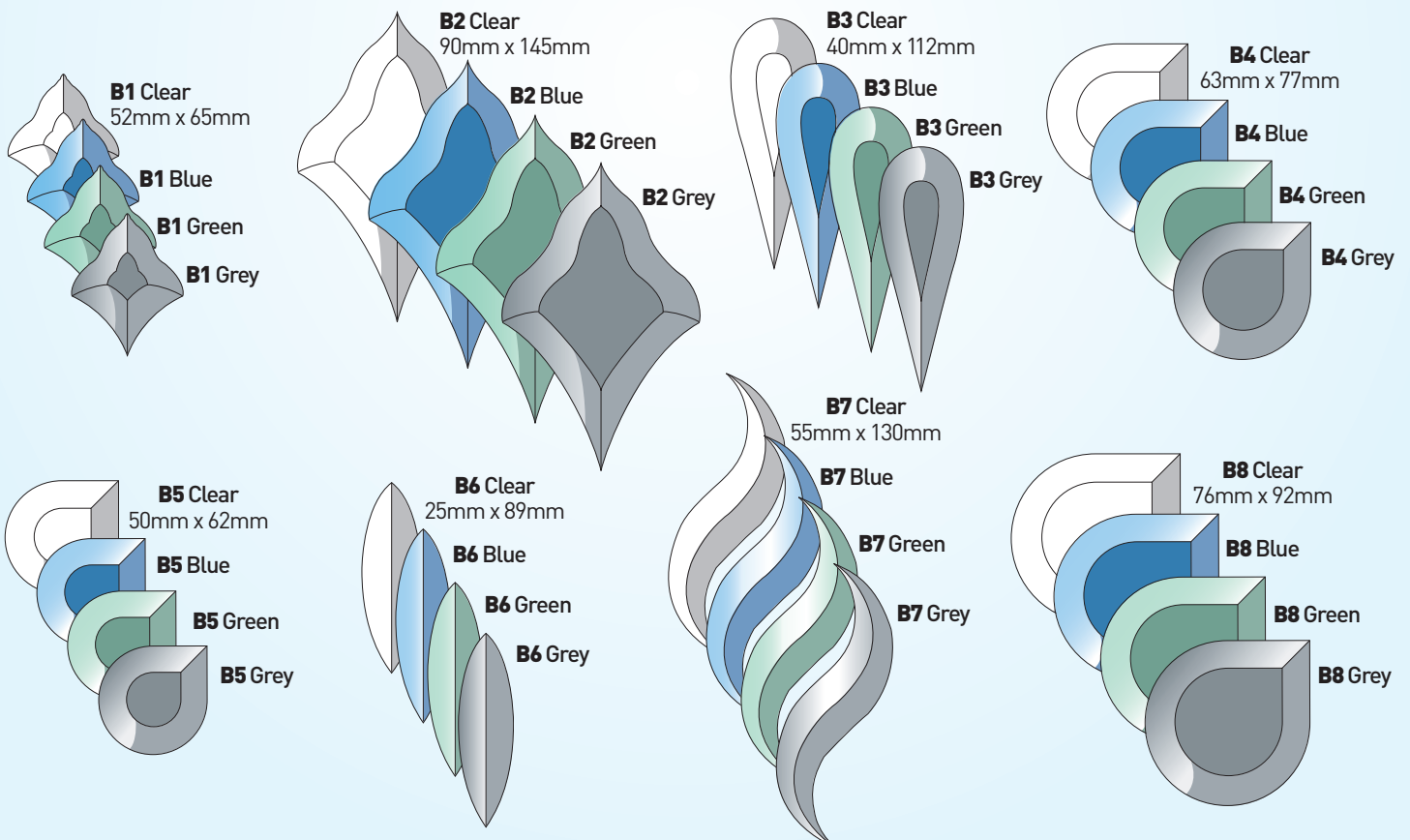
Completed Project

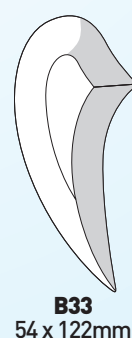
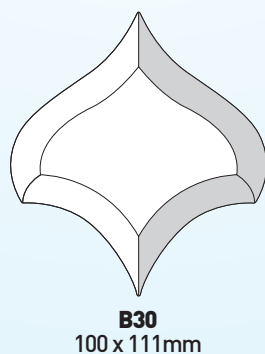
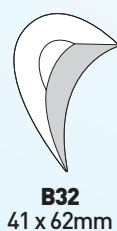
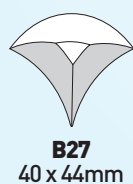
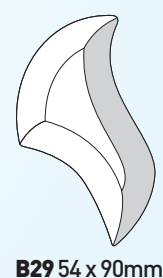
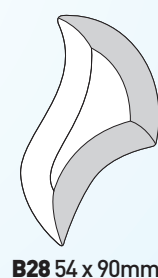
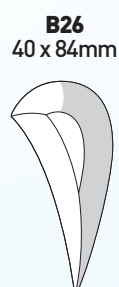
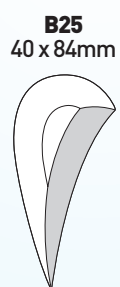
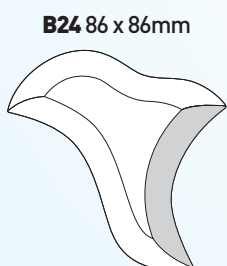
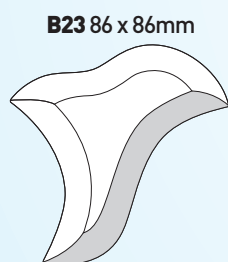
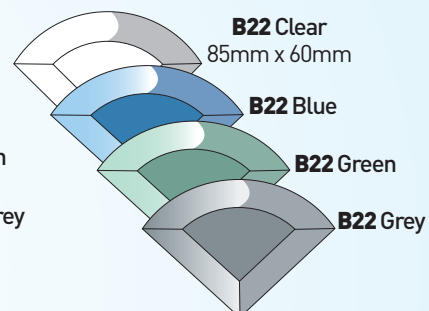
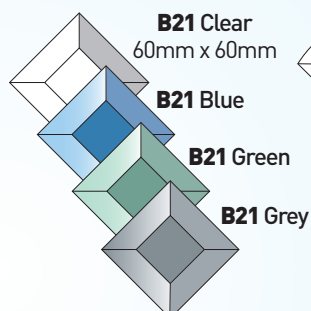
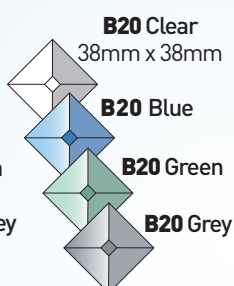
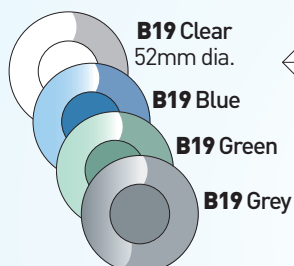
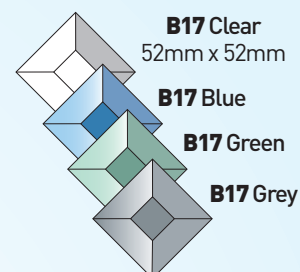
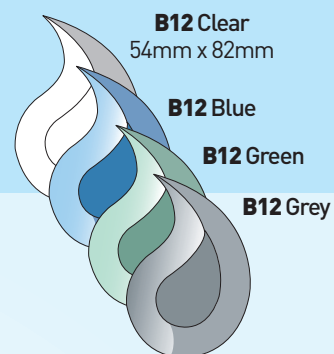
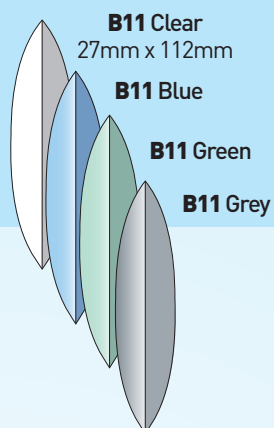
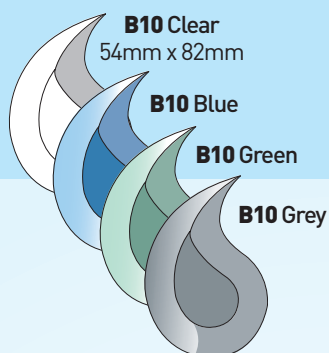
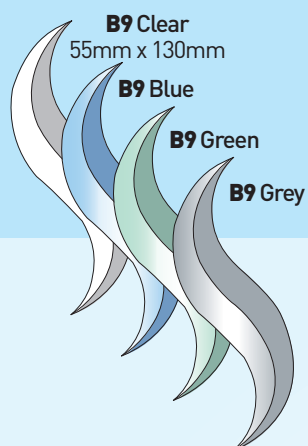
The Designer Collection

A firmly established favourite with decorative glass studios, the RegaLead Designer Collection is a simple and innovative concept for creating imaginative bevel designs for windows, doors and fanlights. Using these 34 bevel shapes and the full-size positional templates that are available, an almost infinite number of design combinations can be created. Sizes are shown as the bevels are in position on the page and will vary depending on how the bevels are used in the design. With beautiful seamed or polished edges, the Designer Collection can be used without lead.

NOTE: All bevels in the Designer collection are supplied in packs of 10.

With almost limitless possibilities, it's difficult to know where to start. However, with the 'Beveldine' book it's simple - 58 pages packed with a huge library of multi-bevel designs, all of which can be achieved using the Designer Bevel Collection. From small and understated to large and intricate, the 'Beveldine' Book provides inspiration for a host of beautiful designs. It couldn't be easier, as each design features a list of the required bevels and the finished product dimensions. For a small selection of the most popular and easy to make designs from the Beveldine book, please see pages A62 - A63.







The Designer Collection ...endless possibilities!

Showcasing only a tiny selection of the almost limitless possibilities, the following collection is a helpful tool for inspiration. With an accompanying list of required bevels, each design highlights an elegant and original option possible with the Designer Collection. For more ideas, our 'Bevelidine' Book is packed full of beautiful designs.

1 180 x 344 1 x B2 2 x B6 1 x B11 1 x B15 1 x B16 6 pieces	11 160 x 360 1 x B1 1 x B3 1 x B4 1 x B7 1 x B9 2 x B15 2 x B16 3 x B18 1 x B16 12 pieces	19 192 x 384 1 x B1 1 x B2 2 x B6 1 x B10 1 x B11 1 x B12 1 x B15 1 x B16 9 pieces	29 168 x 168 1 x B10 1 x B11 1 x B12 1 x B15 1 x B16 2 x B18 1 x B16 7 pieces	37 216 x 864 2 x B2 4 x B4 2 x B6 2 x B8 2 x B10 1 x B11 2 x B12 2 x B15 2 x B16 19 pieces
2 128 x 460 2 x B1 4 x B5 2 x B7 2 x B9 2 x B15 2 x B16 14 pieces	12 208 x 376 1 x B3 1 x B5 2 x B6 1 x B11 1 x B13 1 x B14 1 x B19 8 pieces	20 256 x 256 6 x B6 2 x B11 2 x B6 1 x B19 9 pieces	30 224 x 224 2 x B7 2 x B9 2 x B15 2 x B16 8 pieces	38 208 x 416 2 x B1 4 x B5 2 x B13 2 x B14 2 x B15 4 x B16 1 x B17 17 pieces
3 112 x 380 1 x B1 1 x B5 1 x B13 1 x B14 1 x B15 1 x B16 2 x B20 8 pieces	13 168 x 264 1 x B3 1 x B6 1 x B10 1 x B12 1 x B13 1 x B14 1 x B15 1 x B16 8 pieces	21 136 x 136 1 x B1 1 x B6 1 x B13 1 x B14 1 x B15 1 x B16 6 pieces	31 384 x 528 2 x B1 1 x B2 1 x B5 1 x B6 1 x B10 1 x B11 1 x B12 2 x B13 2 x B14 1 x B15 1 x B16 6 x B18 24 pieces	39 224 x 256 1 x B2 1 x B4 1 x B7 1 x B9 1 x B13 1 x B14 1 x B15 1 x B16 1 x B18 9 pieces
4 120 x 264 1 x B1 1 x B3 1 x B7 1 x B9 1 x B15 1 x B16 6 pieces	14 288 x 120 1 x B1 1 x B7 1 x B9 1 x B15 1 x B16 5 pieces	22 112 x 112 1 x B1 1 x B6 1 x B15 1 x B16 4 pieces	32 168 x 440 1 x B2 1 x B11 2 x B13 2 x B14 6 pieces	40 248 x 456 1 x B3 3 x B5 1 x B6 1 x B13 1 x B14 2 x B15 2 x B16 1 x B17 1 x B18 13 pieces
5 150 x 296 2 x B1 4 x B5 6 pieces	15 288 x 480 1 x B1 1 x B3 4 x B6 1 x B10 1 x B11 1 x B12 1 x B13 1 x B14 1 x B15 1 x B16 13 pieces	23 152 x 152 2 x B6 1 x B11 1 x B13 1 x B14 5 pieces	33 216 x 480 1 x B1 4 x B6 1 x B7 1 x B9 1 x B13 1 x B14 2 x B15 2 x B16 1 x B17 14 pieces	41 144 x 312 2 x B6 2 x B13 2 x B15 1 x B19 7 pieces
6 120 x 348 2 x B1 2 x B5 2 x B15 2 x B16 1 x B17 9 pieces	16 220 x 296 2 x B1 2 x B3 1 x B6 1 x B7 1 x B9 1 x B13 1 x B14 1 x B15 1 x B16 10 pieces	24 140 x 256 1 x B3 1 x B6 1 x B13 1 x B14 1 x B15 1 x B16 6 pieces	34 144 x 144 1 x B6 2 x B11 1 x B15 1 x B16 1 x B18 6 pieces	42 120 x 416 2 x B2 2 x B6 1 x B11 5 pieces
7 216 x 424 1 x B1 1 x B2 1 x B6 1 x B10 1 x B12 1 x B13 1 x B14 7 pieces	17 144 x 544 2 x B2 2 x B5 2 x B15 2 x B16 1 x B17 9 pieces	25 208 x 208 4 x B5 4 x B13 4 x B14 1 x B17 13 pieces	35 160 x 440 2 x B1 2 x B6 2 x B13 2 x B14 2 x B15 2 x B16 1 x B19 13 pieces	43 80 x 176 2 x B9 2 x B16 4 pieces
8 208 x 272 1 x B1 1 x B2 1 x B6 1 x B7 1 x B9 1 x B15 1 x B16 7 pieces	18 152 x 456 2 x B6 1 x B11 2 x B13 2 x B14 2 x B15 2 x B16 2 x B17 13 pieces	26 168 x 168 1 x B1 2 x B15 2 x B16 2 x B18 7 pieces	36 288 x 560 1 x B2 1 x B3 4 x B6 2 x B10 1 x B11 2 x B12 1 x B13 1 x B14 1 x B20 14 pieces	44 336 x 80 1 x B4 1 x B7 1 x B9 1 x B15 1 x B16 5 pieces
9 256 x 632 6 x B2 2 x B6 1 x B11 2 x B18 11 pieces	19 152 x 152 2 x B6 1 x B11 1 x B15 1 x B16 5 pieces	27 184 x 184 1 x B1 1 x B10 1 x B12 2 x B15 2 x B16 1 x B17 8 pieces	45 96 x 216 1 x B1 1 x B3 2 x B6 4 pieces	
10 152 x 408 4 x B5 2 x B6 2 x B15 2 x B16 10 pieces		28 152 x 152 2 x B6 1 x B11 1 x B15 1 x B16 5 pieces		




All dimensions are in millimetres and are approximate.

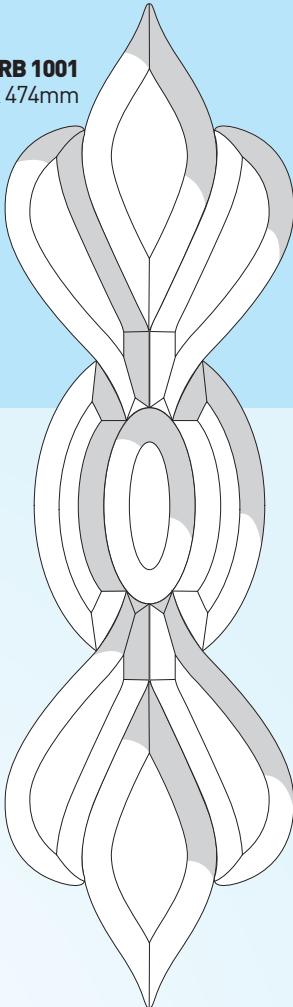


Door Bevels


RB 1008
300mm x 778mm



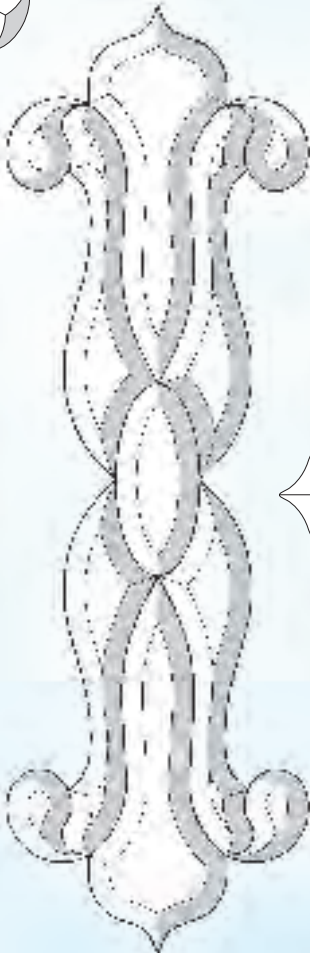
RB 1001
134mm x 474mm




RB 1002
148mm x 446mm



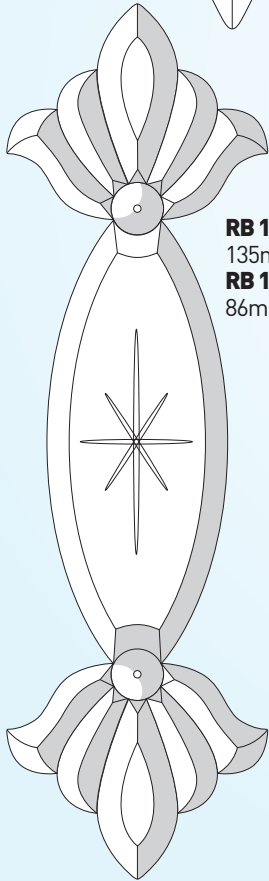
RB 853
180mm x 570mm



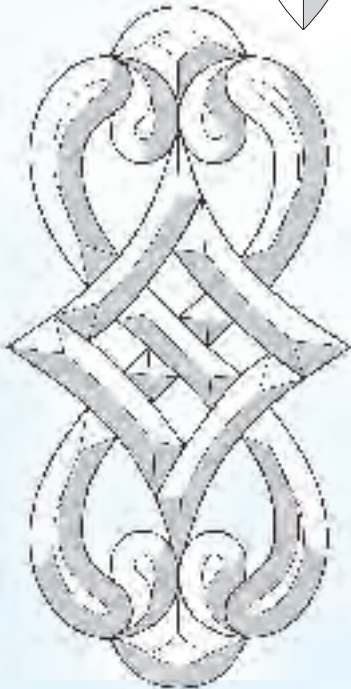
RB 1011
200mm x 550mm




RB 1013
135mm x 460mm
RB 1013.2
86mm x 422mm



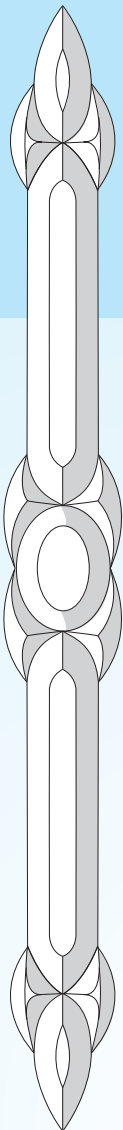
RB 851
180mm x 360mm



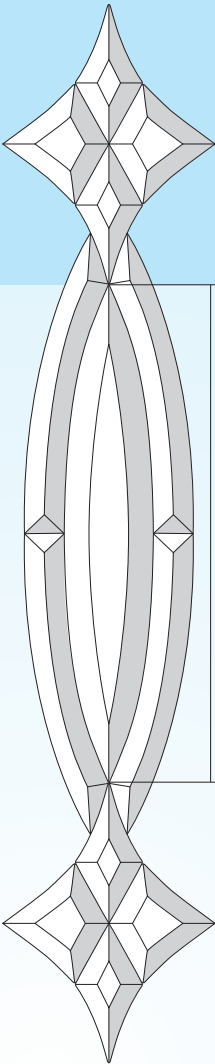
Door Bevels



RB 294
200mm x 710mm



RB 294.2
75mm x 710mm

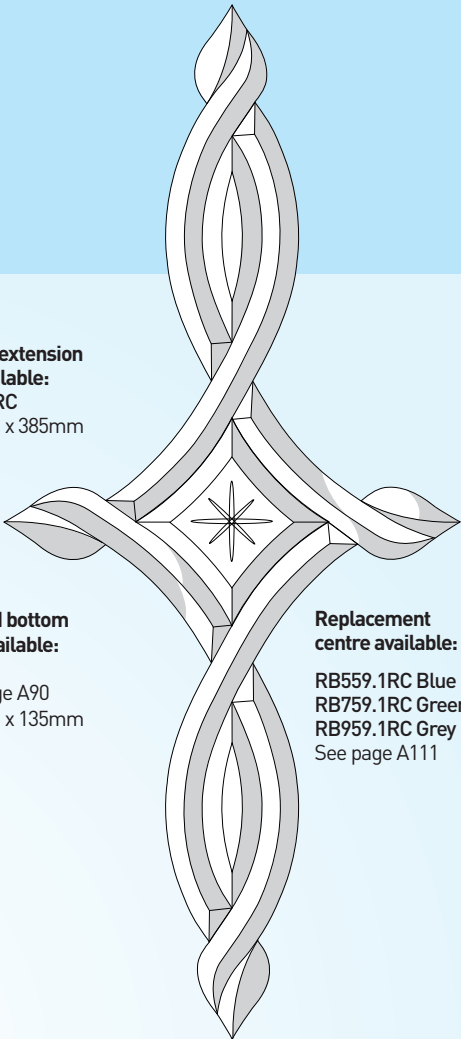


RB 292
136mm x 680mm

Centre extension
set available:
RB292RC
107mm x 385mm

320mm

Top and bottom
sets available:
RB90.1
See page A90
180mm x 135mm



RB 295
292mm x 665mm

Replacement
centre available:
RB559.1RC Blue
RB759.1RC Green
RB959.1RC Grey
See page A111



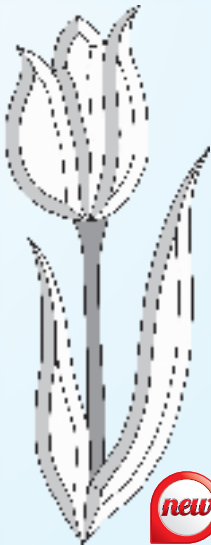
RB 1050
215mm x 430mm



RB 1051
180mm x 380mm




RB 1052
180mm x 380mm



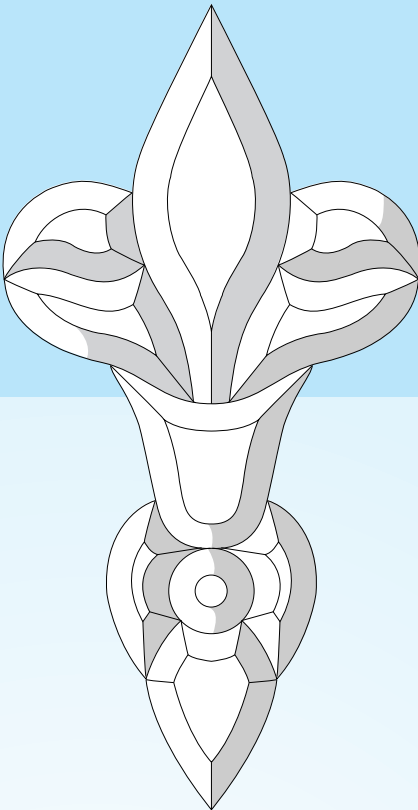
RB 1053
150mm x 395mm



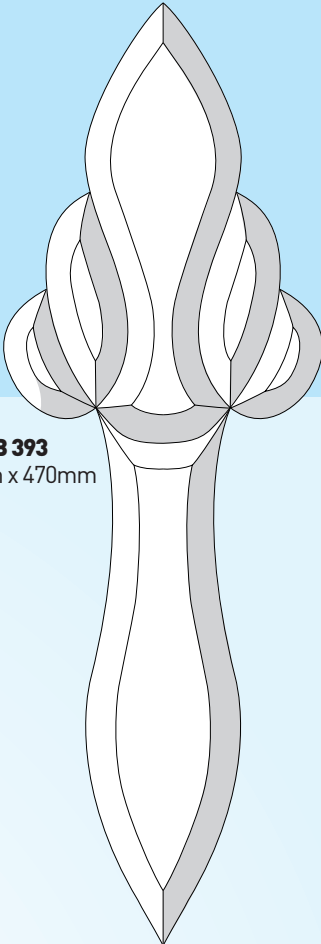
Door Bevels




RB 286
270mm x 260mm
Circle can be replaced
with 40mm jewel
See page A114



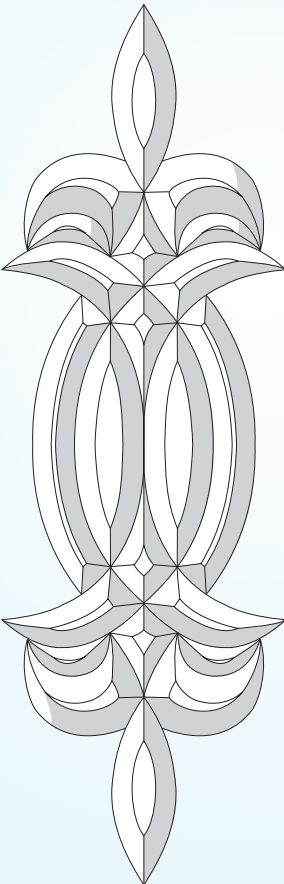
RB 283
195mm x 375mm



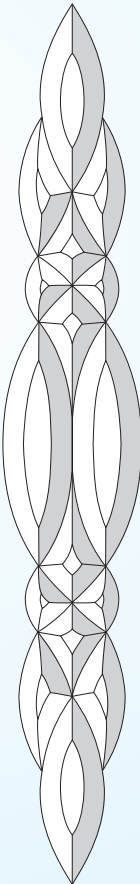
RB 393
160mm x 470mm



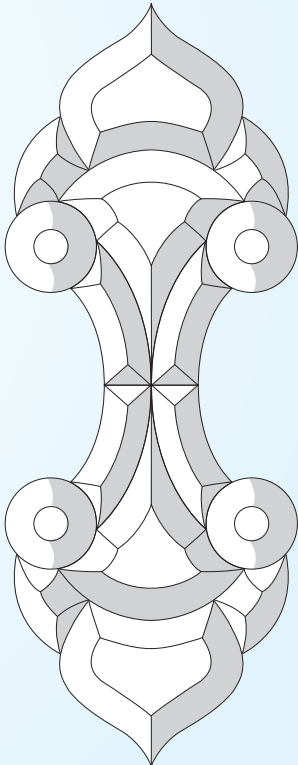
RB 299
237mm x 700mm
Also available in:
RB499 Glue Chip
See page A82



RB 394
165mm x 522mm

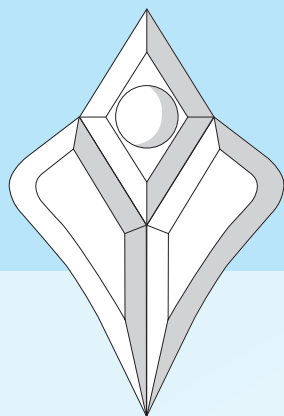


RB 394.2
83mm x 522mm




RB 287
128mm x 334mm
40mm Circles can be
replaced by RegaJewels
See page A116


Door Bevels




RB 268
160mm x 235mm




RB 281
350mm x 250mm




RB 291
190mm x 270mm




RB 208
207mm x 236mm



RB 208.2 437mm x 236mm
4 piece set for use with RB 208




RB 265.1

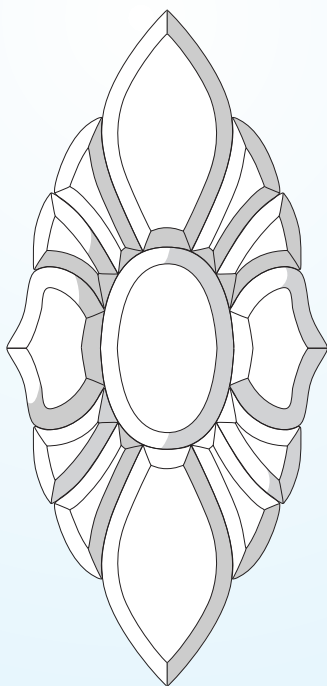


RB 265.2


145mm x 202mm each
(to bottom of leaf)



RB 258
360mm x 530mm



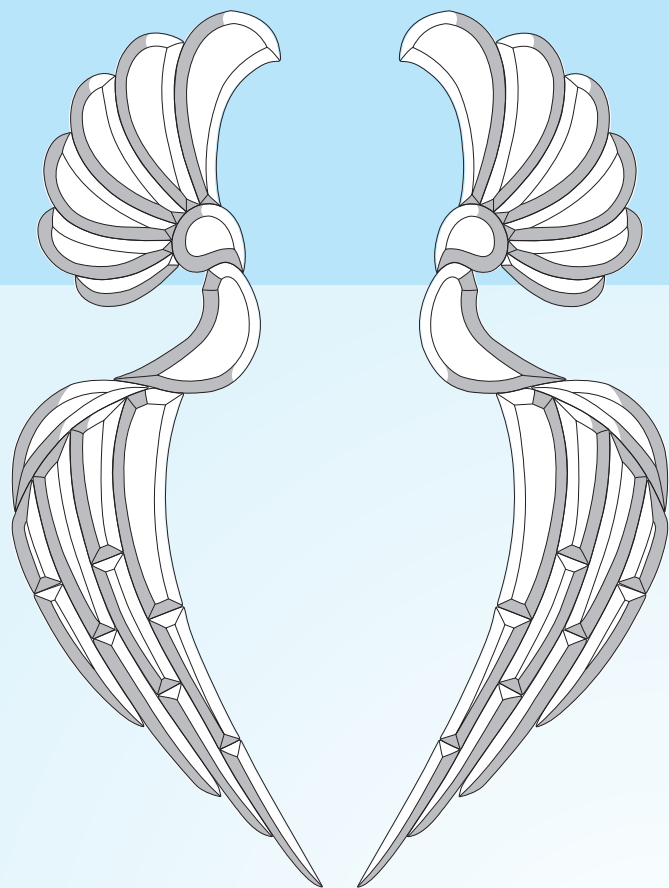
RB 260
242mm x 510mm



RB 852
290mm x 520mm

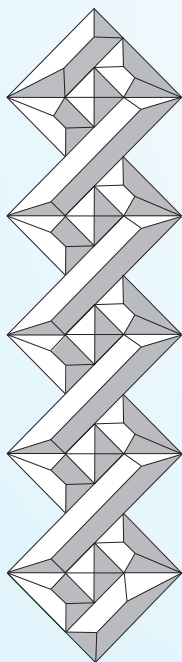


Door Bevels



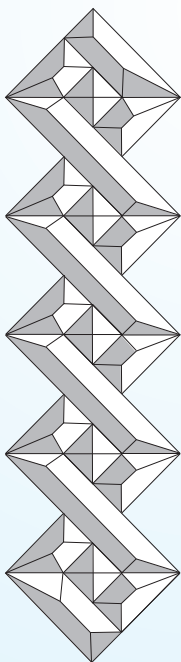
RB 256L
304mm x 870mm

RB 256R
304mm x 870mm

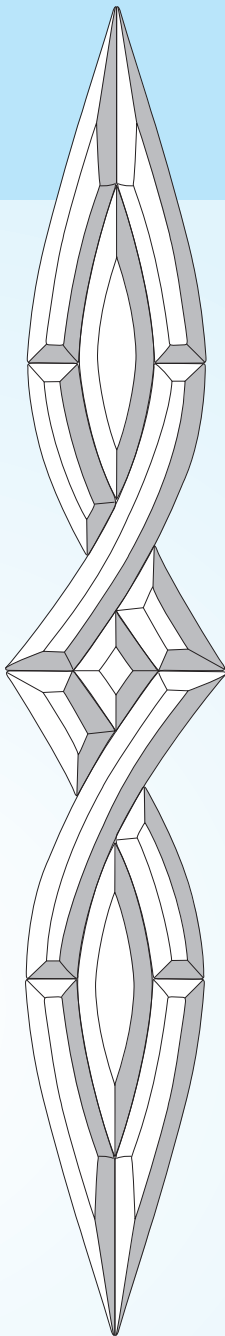


RB 261
108mm x 400mm

Can be extended to any length with RB 127

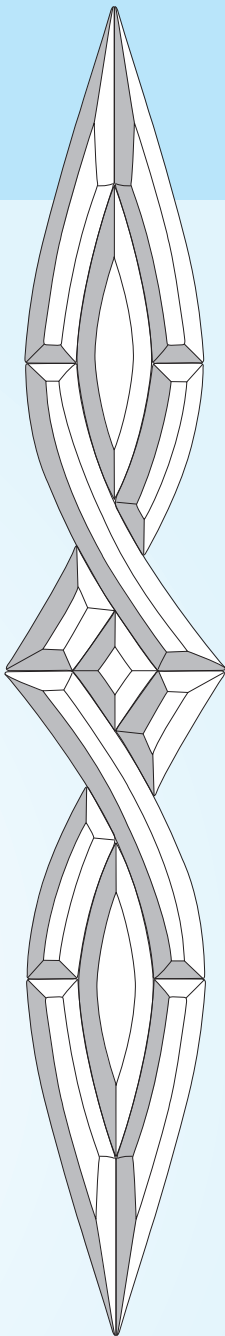


RB 261.2
108mm x 400mm

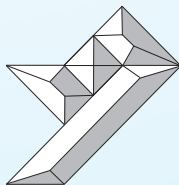


RB 259
135mm x 830mm

Matching fanlight (RB 94.1) available on page A85





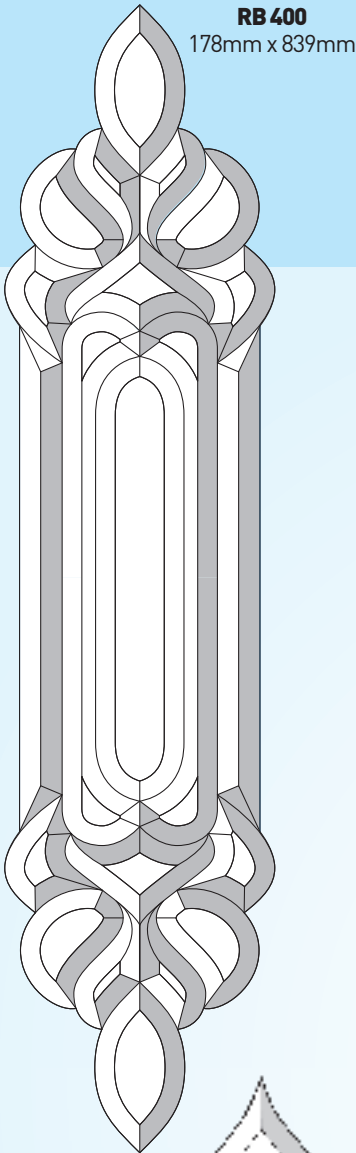


RB 259.2
135mm x 830mm




RB 127 and RB 127.2
108mm x 110mm
4 piece extension set for RB 261 and RB 261.2.
Each extension set extends by 75mm in height

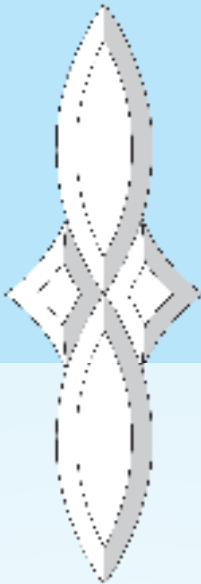
Door Bevels



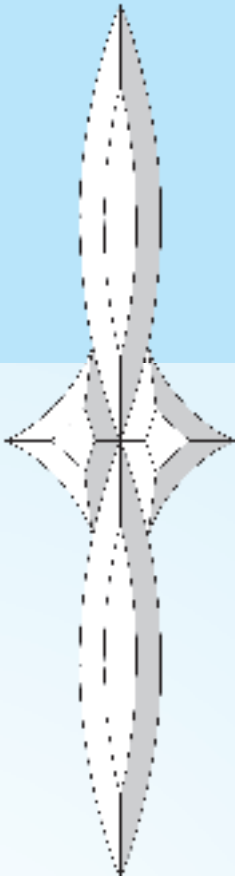
Door Bevels



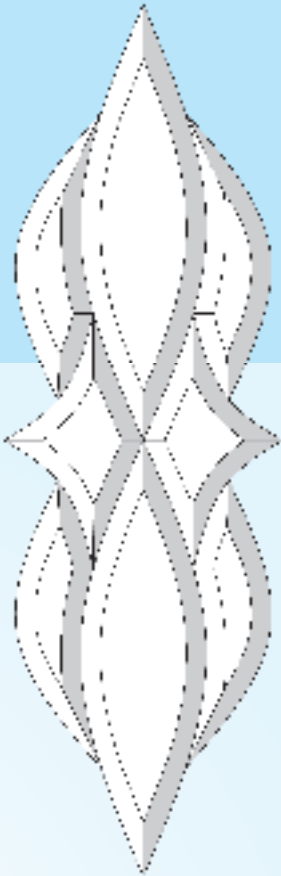
RB 399
330mm x 699mm



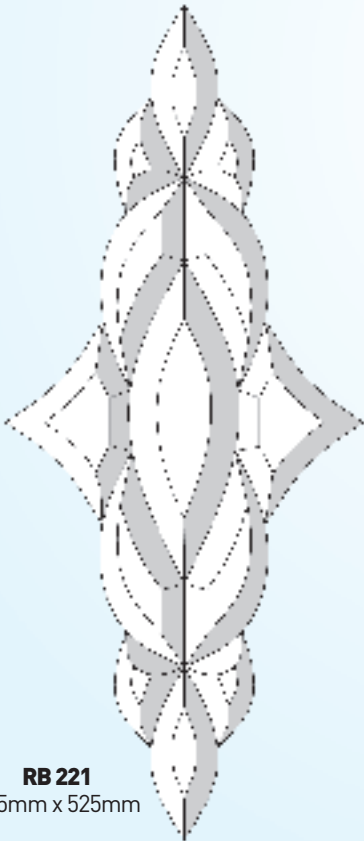
RB 212
125mm x 365mm



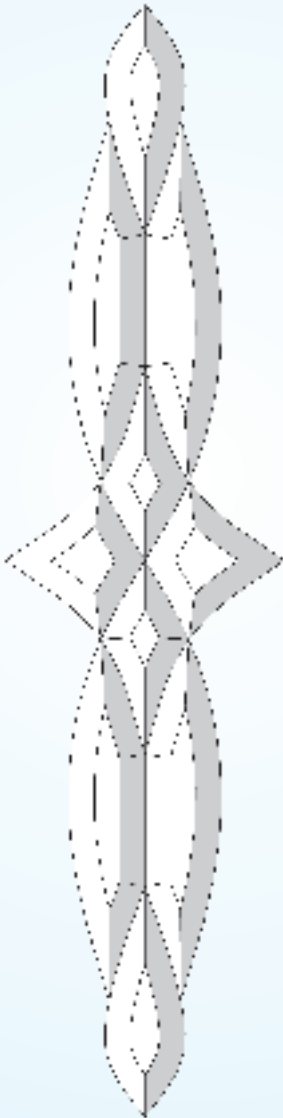
RB 210
145mm x 550mm



RB 211
175mm x 550mm

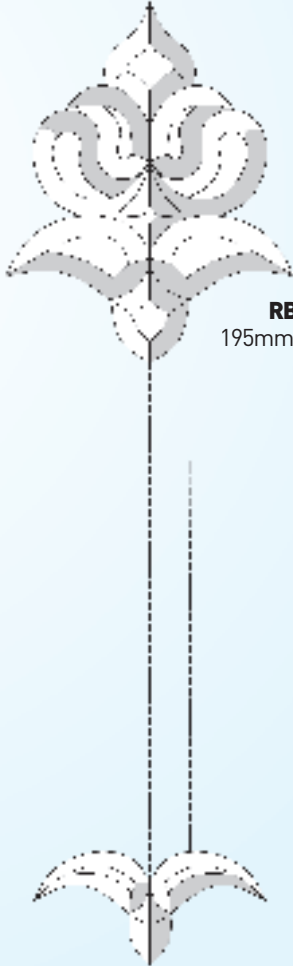


RB 221
225mm x 525mm



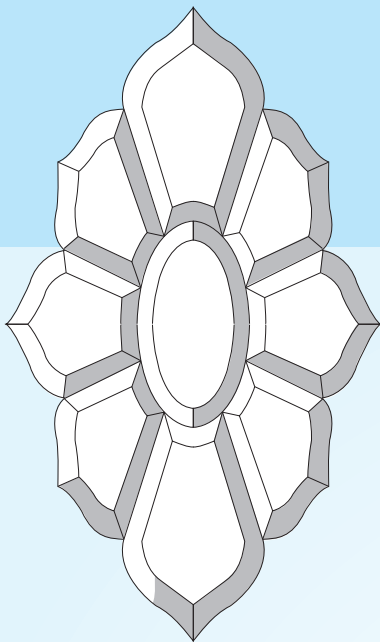
RB 222
175mm x 700mm

RB 223
100mm x 350mm




RB 220
195mm x 650mm


Door Bevels




RB 250
275mm x 465mm




RB 251
392mm x 465mm




RB 252
460mm x 530mm



RB 253
455mm x 455mm




RB 254
295mm x 610mm




RB 255
320mm x 638mm


Door Bevels



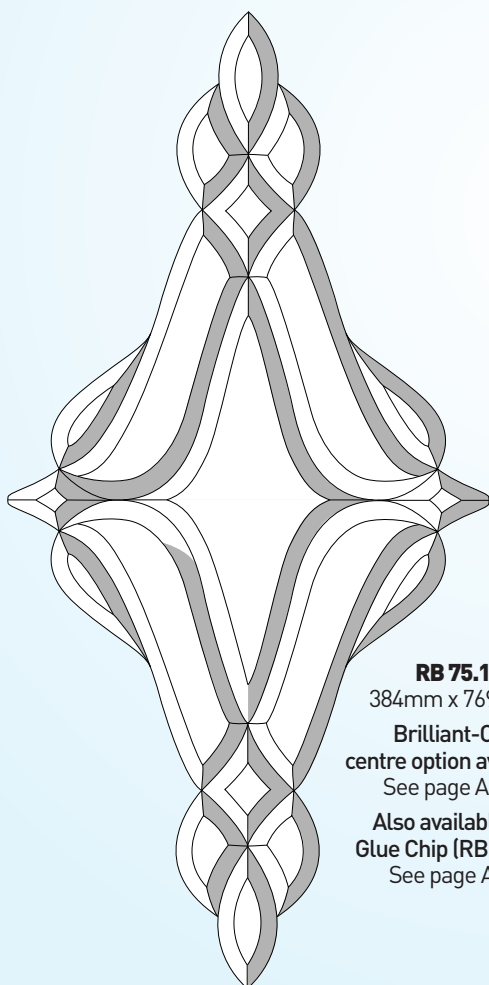
RB 224
240mm x 515mm




RB 213
420mm x 850mm



RB 215
270mm x 770mm



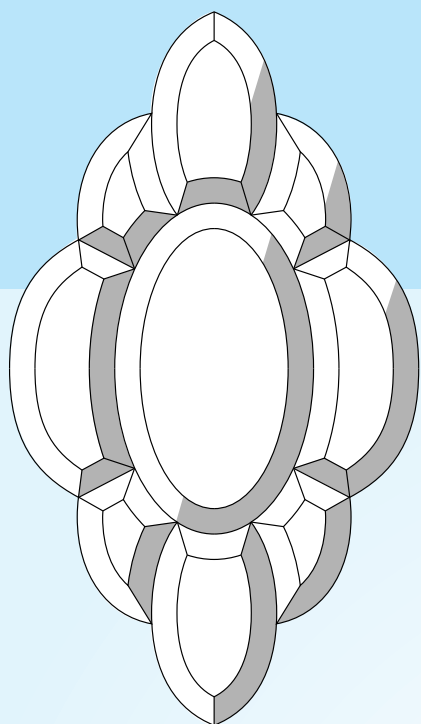
RB 75.1
384mm x 769mm
Brilliant-Cut
centre option available
See page A114
Also available in:
Glue Chip (RB 475.1)
See page A82



RB 217
275mm x 430mm

RB 218
155mm x 240mm

Door Bevels



RB 1.1

203mm x 355mm

Brilliant-Cut
centre options available

See page A113

Also available in:
Glue Chip (RB 41.1)

See page A83

Coloured (RB 802)


See page A81

Dichroic (RB 1500)

See page A84


Grey (RB 900)

See page A80



RB 5.2

145mm x 229mm



RB 48.1

178mm x 178mm

Shown with

2 x RB 48.2

extension sets


178mm x 534mm

Total height with

1 extension set 356mm,


with 2 extension sets

534mm




RB 61.1

280mm x 456mm



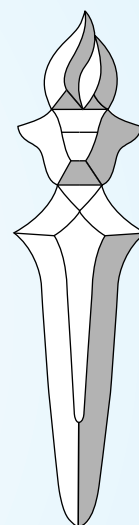
RB 383

254mm x 348mm



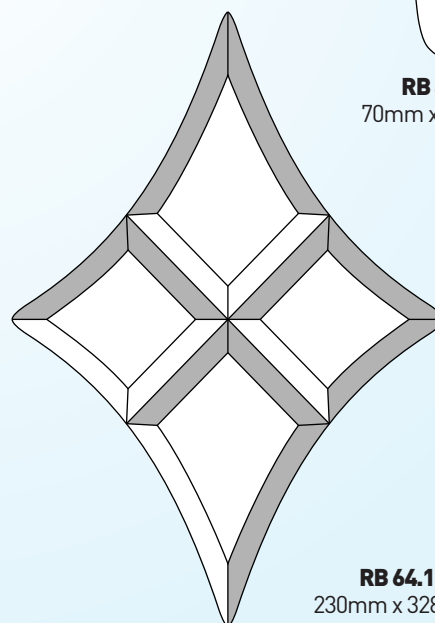
RB 367

264mm x 176mm



RB 30.1

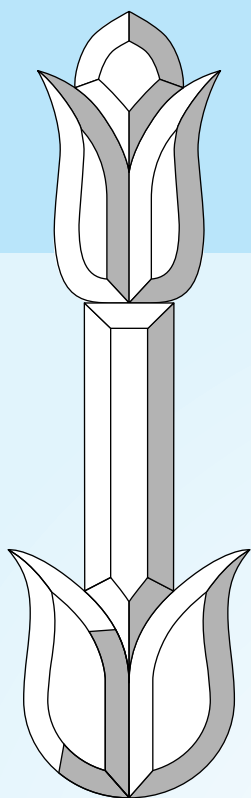
70mm x 270mm



RB 64.1


230mm x 328mm

Door Bevels

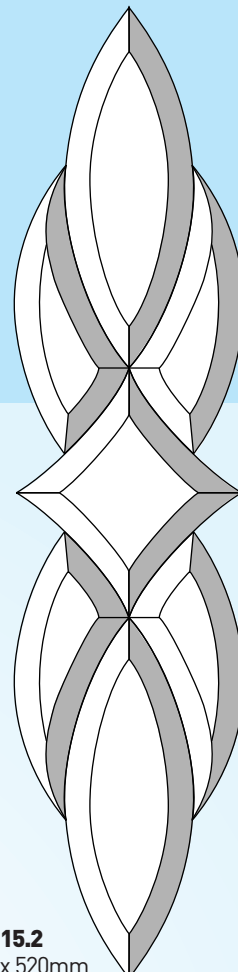


RB 7.1
114mm x 406mm


RB 7.2
110mm x 390mm



RB 15.1
283mm x 520mm




RB 15.2
125mm x 520mm



Rose RB 24.1
125mm x 170mm


Leaves RB 24.2
85mm x 55mm



RB 59.1
283mm x 520mm


Also available in:
Glue Chip (RB 459.1) - See page A83
Coloured (RB 801) - See page A81

RB 59.1 and RB 59.2
Centres available separately - See page A111
Coloured centres also available - See pages A110 & A111

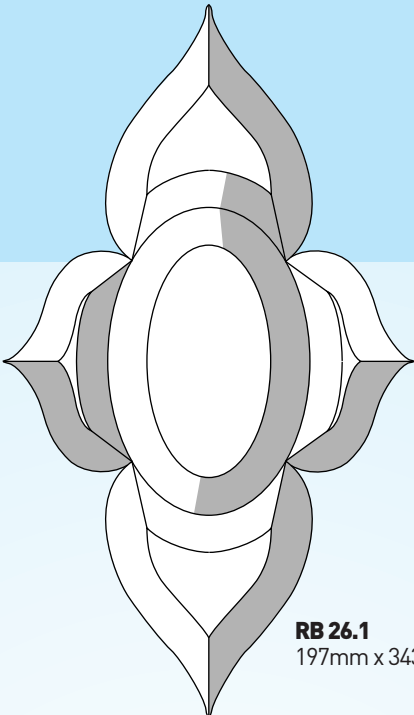


RB 59.2
125mm x 520mm
Also available in:
Glue Chip (RB 459.2)
See page A83
Coloured (RB 804)
See page A81


Door Bevels




RB 28.1
200mm x 346mm



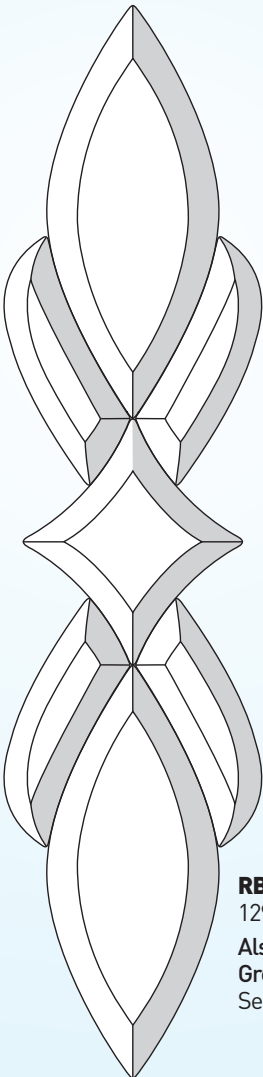
RB 26.1
197mm x 343mm



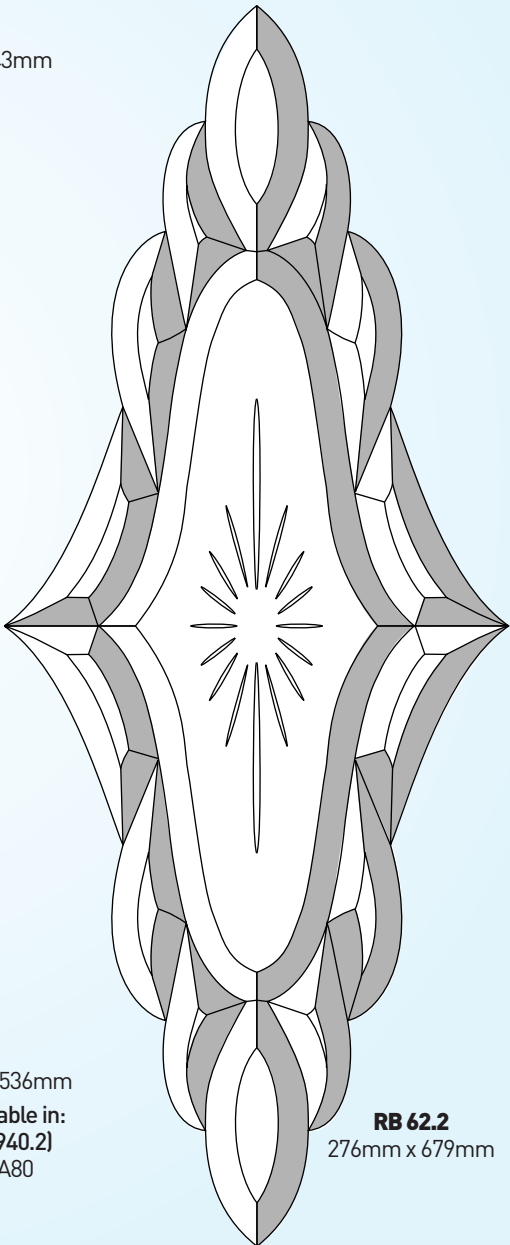
RB 14.1
216mm x 292mm
Matching fanlight (RB 14.2)
available on page A88



RB 340
262mm x 536mm
Also available in:
Grey (RB 940)
See page A80




RB 340.2
129mm x 536mm
Also available in:
Grey (RB 940.2)
See page A80



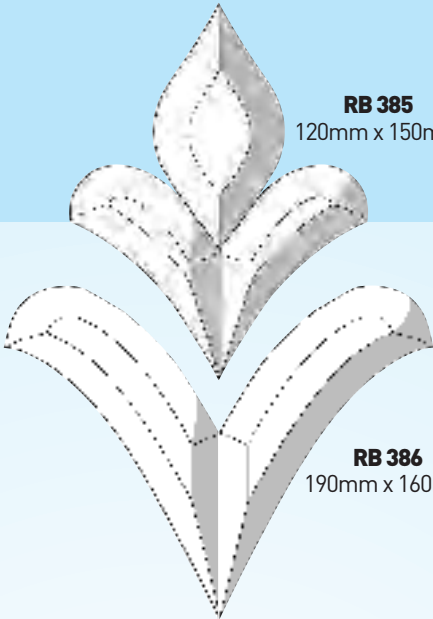
RB 62.2
276mm x 679mm



Door Bevels



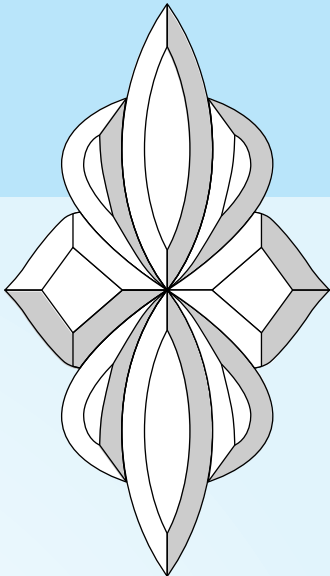
RB 27.1
200mm x 347mm



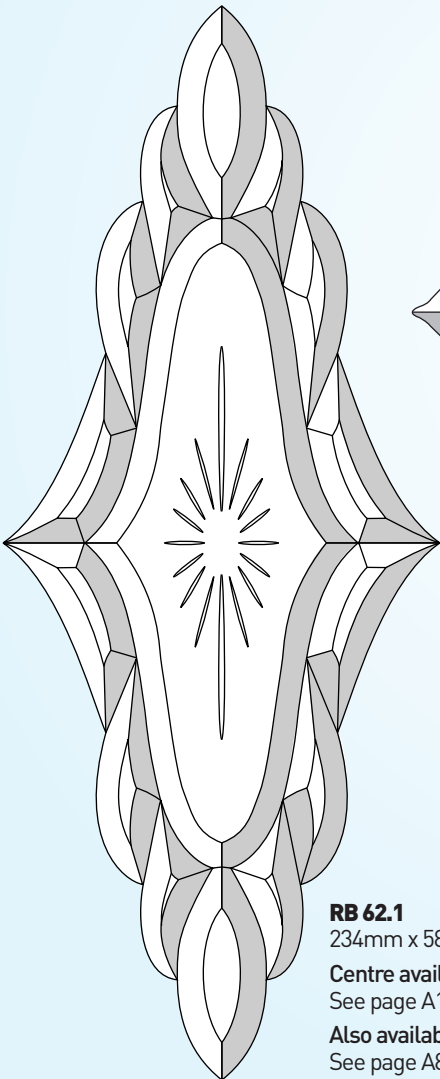
RB 385
120mm x 150mm

RB 386
190mm x 160mm


RB 385 WITH RB 386
190mm x 235mm




RB 63.1
178mm x 305mm



RB 62.1
234mm x 589mm
Centre available separately
See page A114
Also available in colour (RB 806)
See page A81

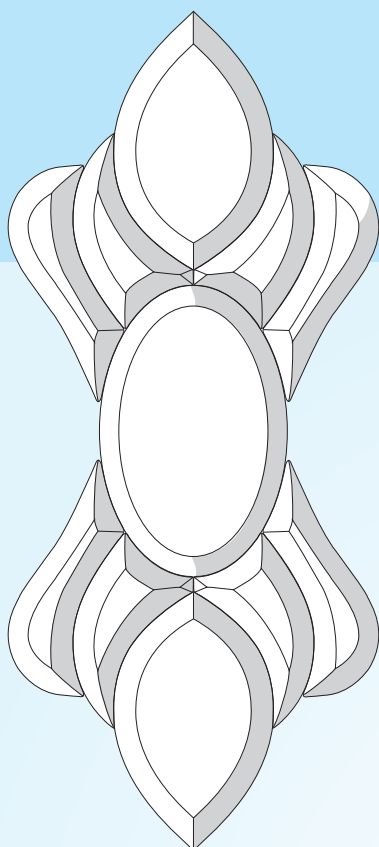


RB 31
194mm x 333mm



RB 60.1
360mm x 510mm

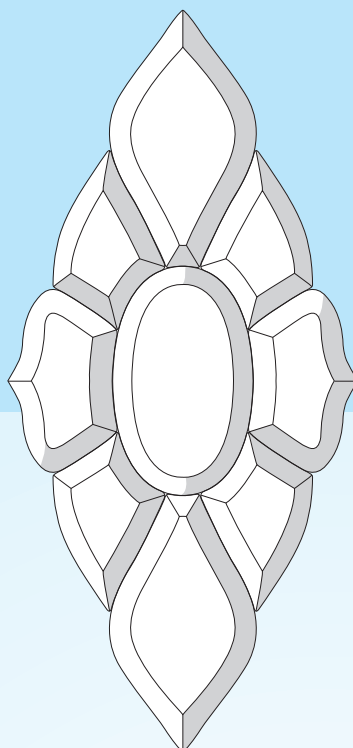
Door Bevels



RB 207

200mm x 472mm

Brilliant-cut
centre option available
See page A101



RB 301

210mm x 445mm

Brilliant-cut
centre option available
See page A113

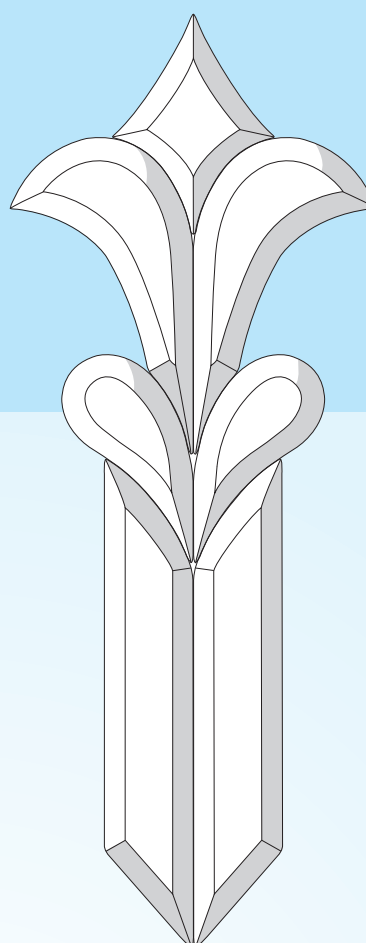
A reduced size fanlight bevel
(RB 387) is available
See page A85

Also available in:
Glue Chip (RB 401)
See page A83

Coloured (RB 803)
See page A81

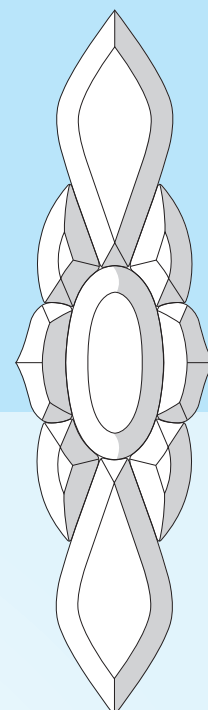
Dichroic (RB 1501)
See page A84

Grey (RB 901)
See page A80



RB 209

215mm x 520mm



RB 302


109mm x 388mm

Also available in:
Glue Chip (RB 402)
See page A83

Coloured (RB 805)
See page A81

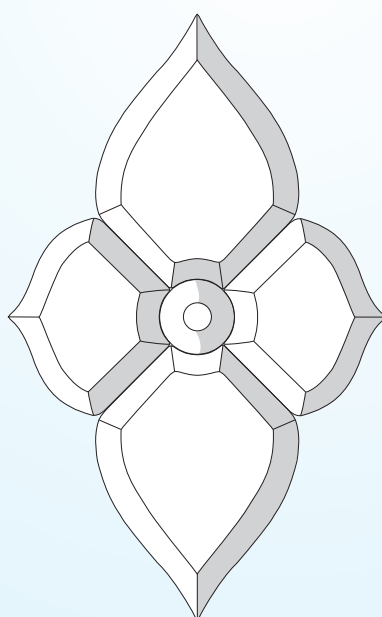
Dichroic (RB 1502)
See page A84

Grey (RB 902)
See page A80




RB 206

190mm x 324mm



RB 305

202mm x 324mm



RB 296


408mm x 510mm

Replacement centre available:

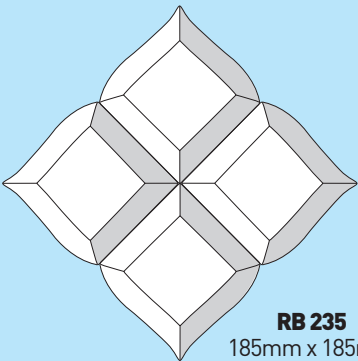
RB296RCBL Blue, RB296RCGR Green
See page A114

RB296RCGC Glue Chip
See page A114

Door Bevels


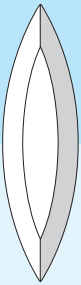
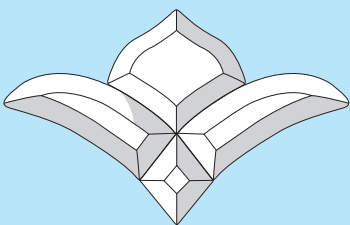


RB 234
325mm x 325mm




RB 235
185mm x 185mm

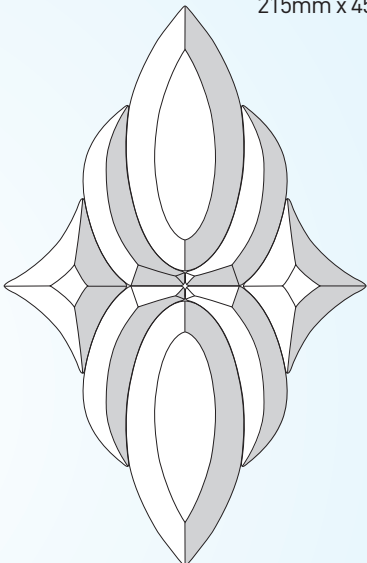
RB 235.2
215mm x 215mm




RB 335
215mm x 456mm




RB 324
290mm x 596mm



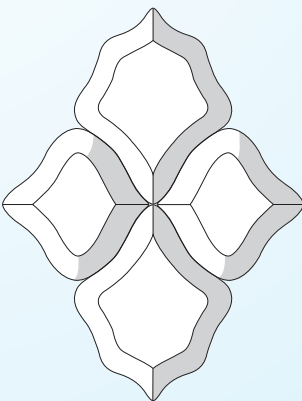
RB 237
212mm x 295mm



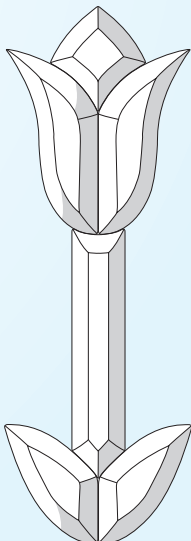
RB 344
403mm x 974mm



RB 231
156mm x 275mm




RB 233
159mm x 208mm



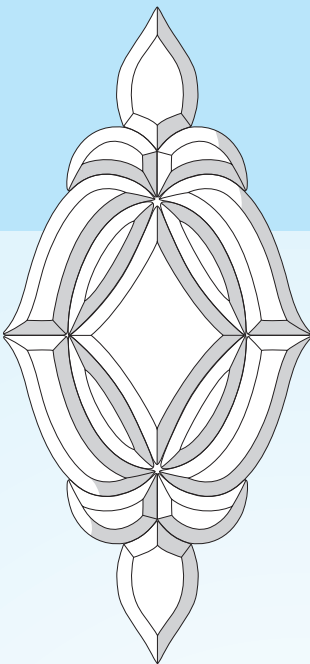
RB 312
133mm x 381mm




Door Bevels



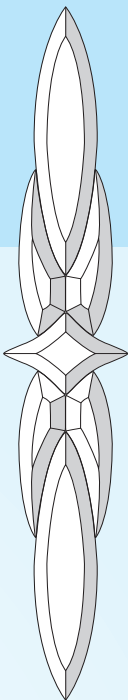
RB 339
308mm x 812mm




RB 341
279mm x 584mm




RB 342
348mm x 580mm



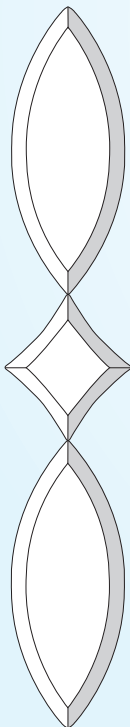
RB 343
111mm x 645mm




RB 350
278mm x 400mm




RB 310
310mm x 310mm




RB 347
110mm x 631mm



RB 372
127mm x 168mm



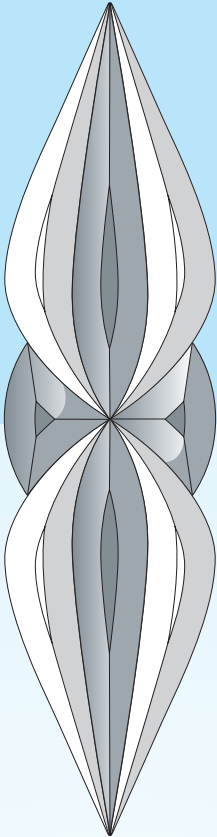
RB 348
308mm x 460mm




RB 349
370mm x 370mm



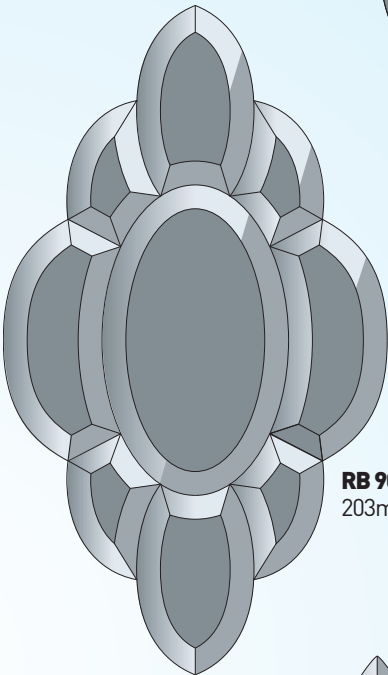
Grey Door Bevels




RB 807
122mm x 480mm
Grey and Clear



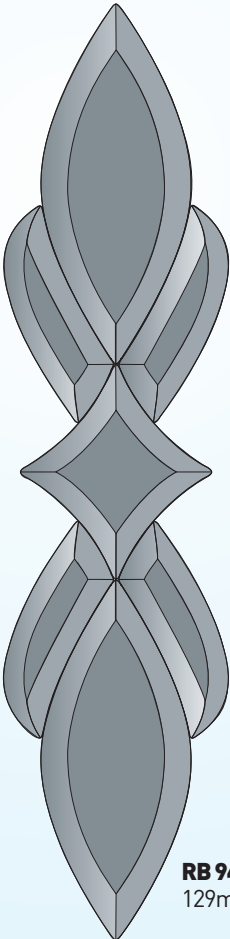
RB 902
109mm x 388mm



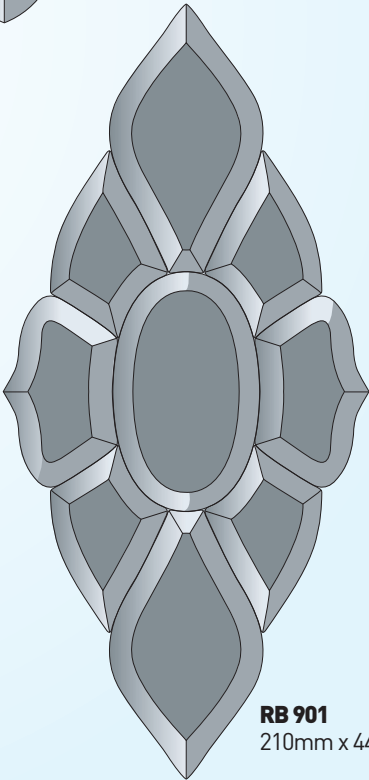
RB 900
203mm x 355mm



RB 940
262mm x 536mm




RB 940.2
129mm x 536mm




RB 901
210mm x 445mm

Multi-Coloured Door Bevels


NOTE: Colour variation may occur between batches on all coloured bevels




RB 801
283mm x 520mm




RB 802
203mm x 355mm



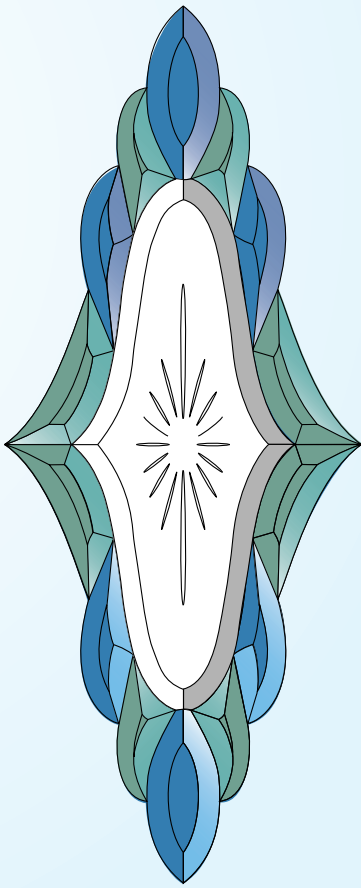
RB 803
220mm x 460mm



RB 804
125mm x 520mm



RB 805
112mm x 397mm

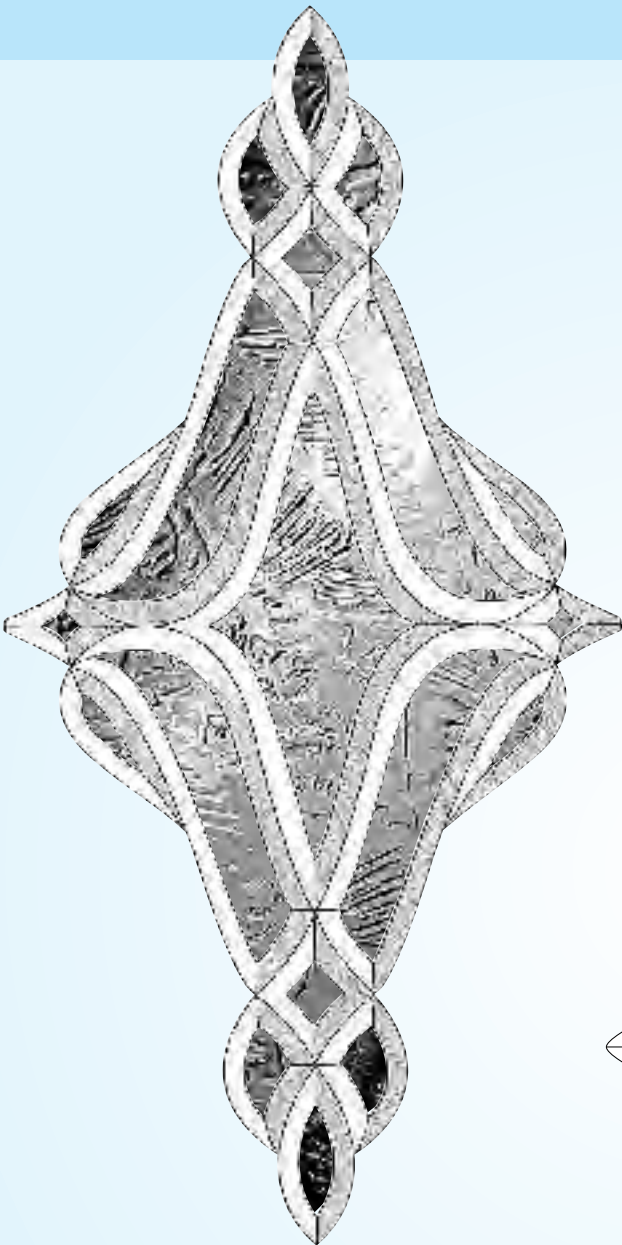


RB 806
234mm x 581mm




Glue Chip Door Bevels

RegaLead Glue Chip finish is created by employing the authentic age-old traditional technique of applying a strong glue coating to the surface of the glass and then removing it to leave the distinctive textured appearance.



RB 475.1
384mm x 769mm

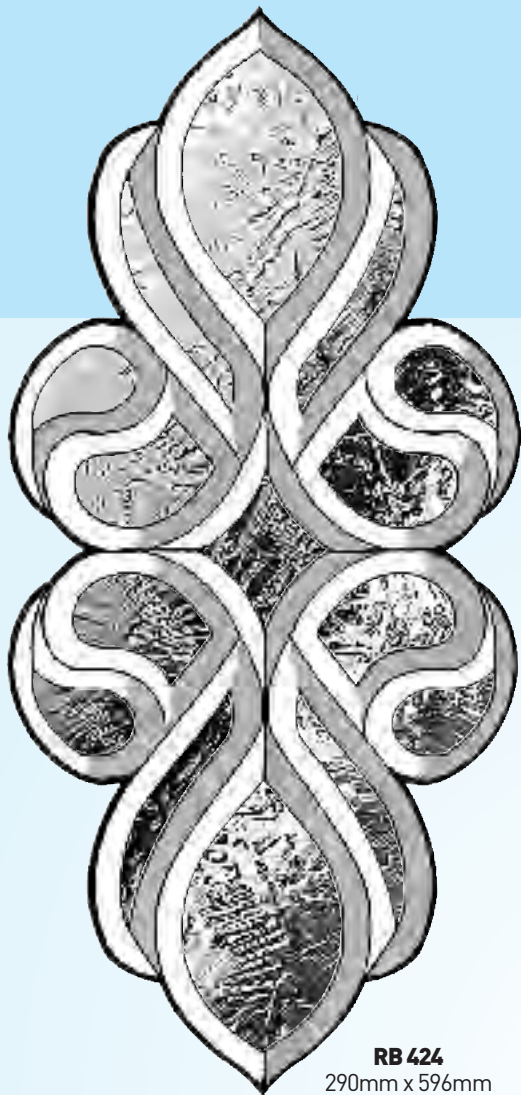


RB 499
237mm x 700mm

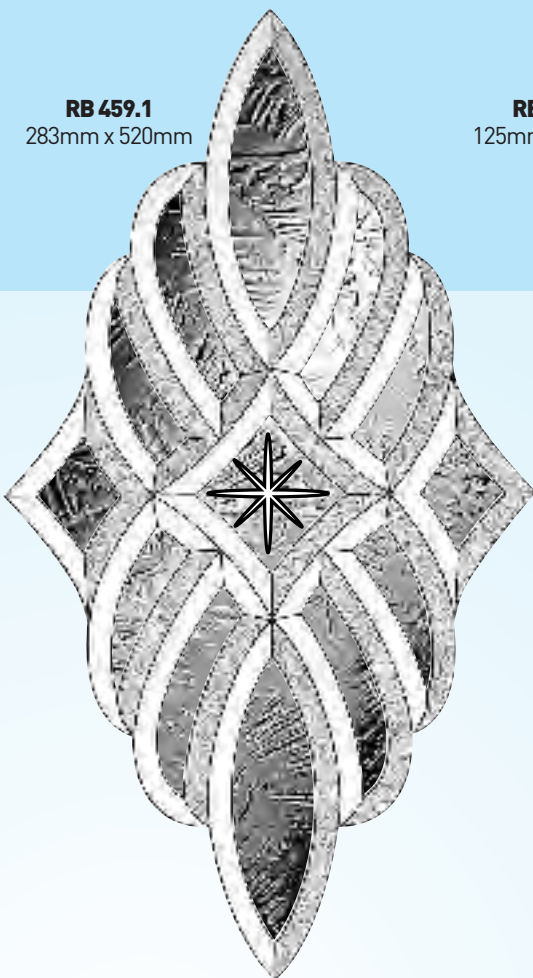


RB 415
270mm x 770mm


Glue Chip Door Bevels



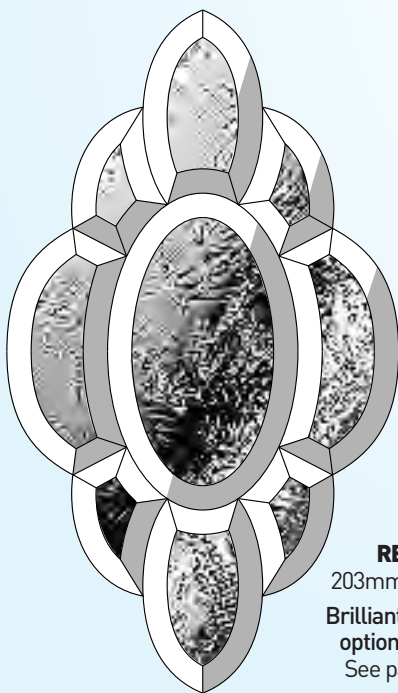
RB 424
290mm x 596mm



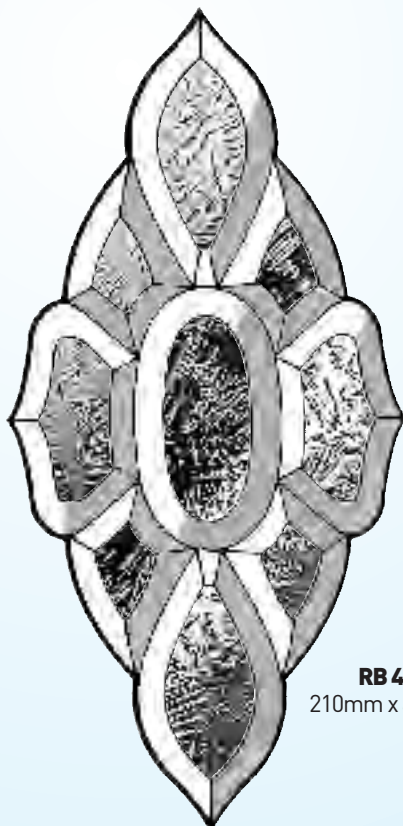
RB 459.1
283mm x 520mm



RB 459.2
125mm x 520mm



RB 41.1
203mm x 355mm
Brilliant cut centre
option available
See page A113



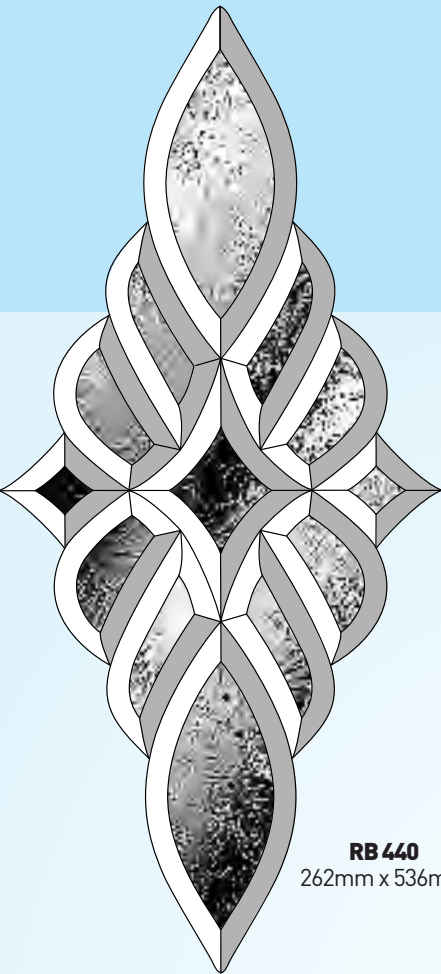
RB 401
210mm x 445mm



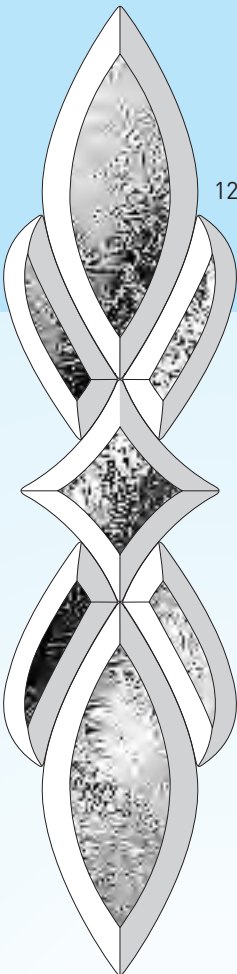
RB 402
109mm x 388mm



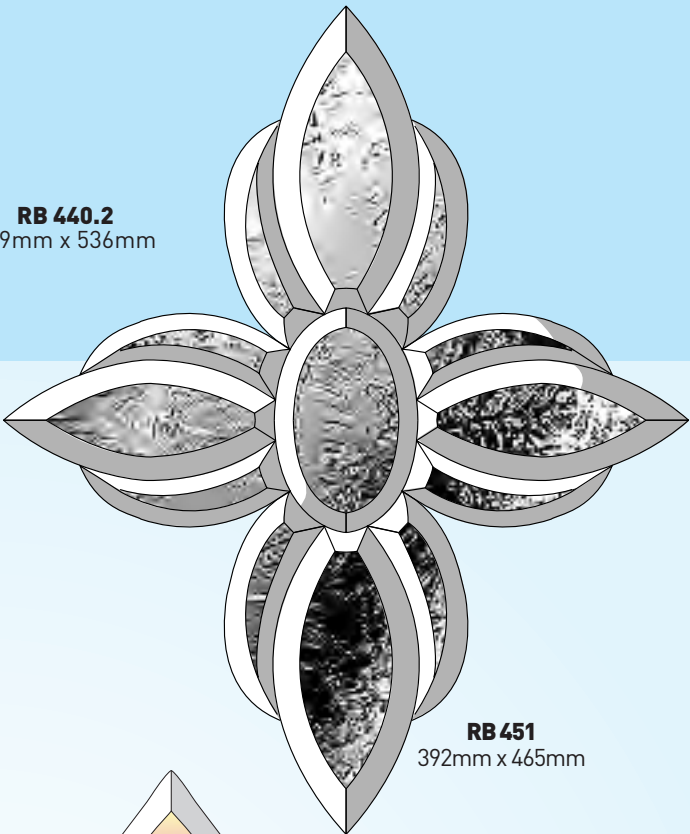
Glue Chip Door Bevels



RB 440
262mm x 536mm



RB 440.2
129mm x 536mm




RB 451
392mm x 465mm


Dichroic Door Bevels

Dichroic bevels are made by applying a special coating to the textured glass which reflects and refracts the light, changing colour when viewed at different angles. In reflected light, the Dichroic glass shows yellow, moving through to pink, purple and blue in transmitted light.


NOTE: Due to the nature of the glass and the limitations of the printing process, the colours shown can not be regarded as completely accurate representations and are intended as a guide only.



RB 1502
109mm x 388mm

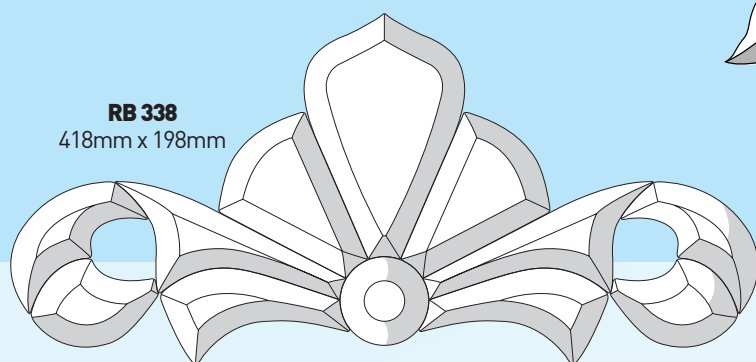


RB 1501
210mm x 445mm




RB 1500
203mm x 355mm

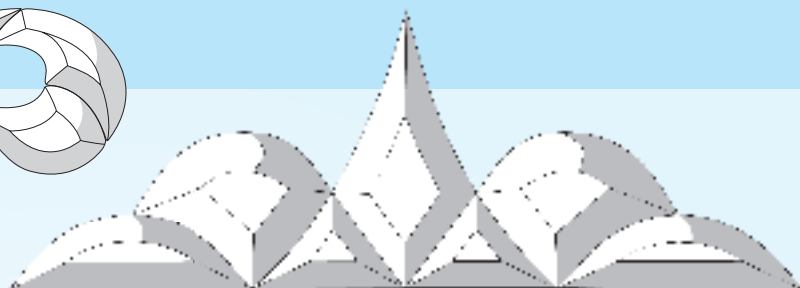
Large Fanlight Bevels



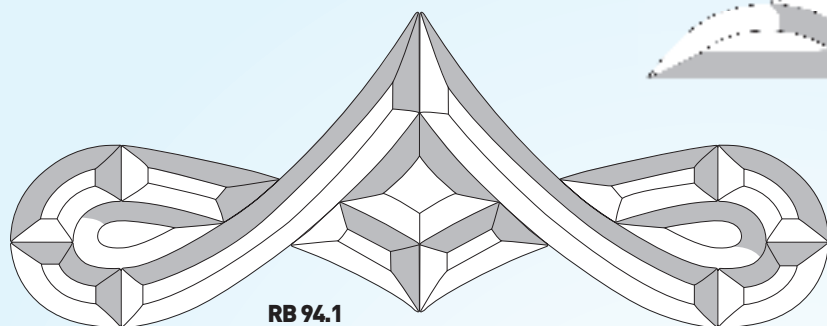
RB 338
418mm x 198mm



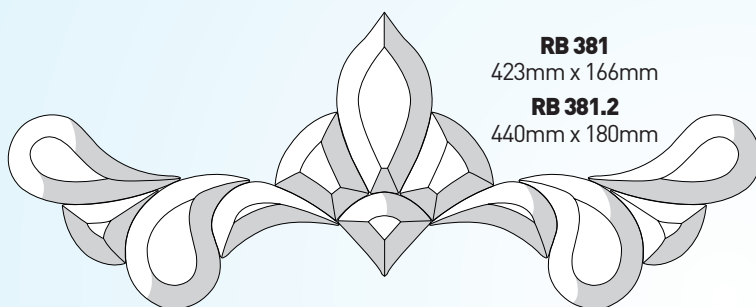
RB 70.1
350mm x 160mm



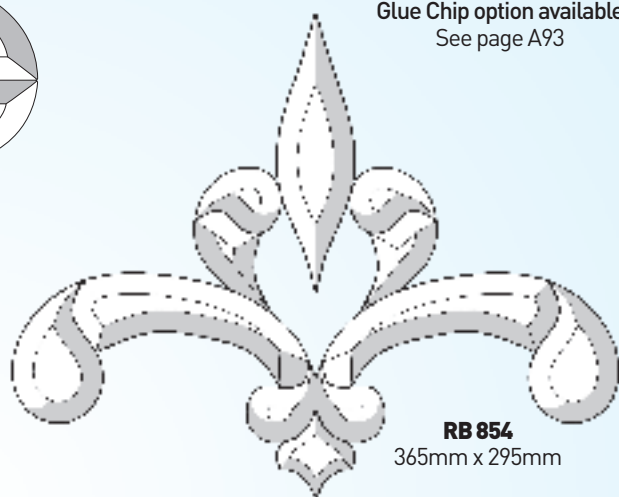
RB 371
425mm x 150mm
Glue Chip option available
See page A93



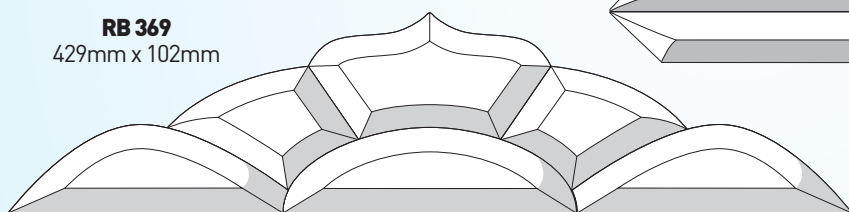
RB 94.1
450mm x 165mm



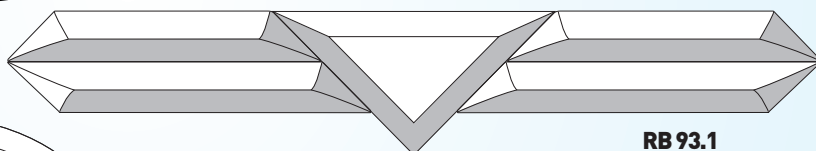
RB 381
423mm x 166mm
RB 381.2
440mm x 180mm



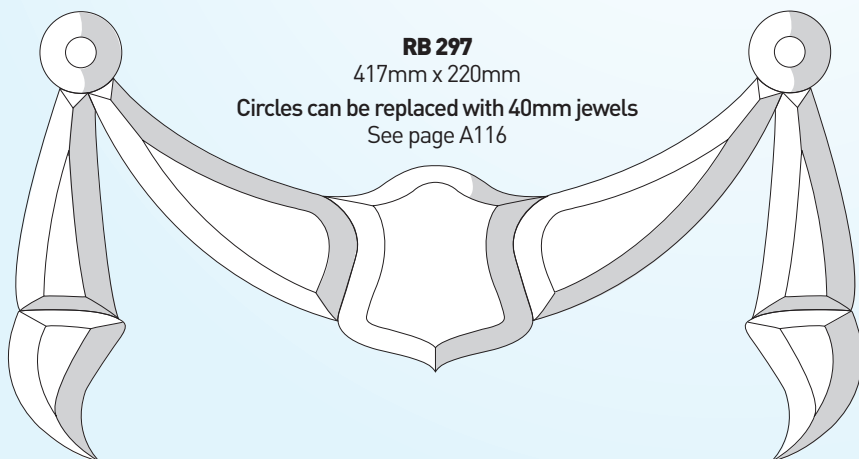
RB 854
365mm x 295mm




RB 369
429mm x 102mm



RB 93.1
408mm x 72mm




RB 297
417mm x 220mm
Circles can be replaced with 40mm jewels
See page A116




RB 387
250mm x 120mm
(Fanlight version of RB 301)

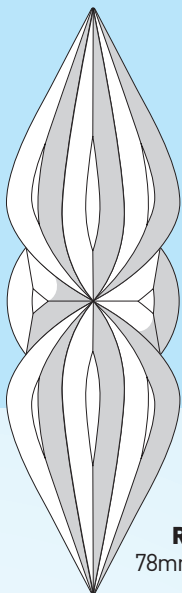
Small Door and Cabinet Bevels



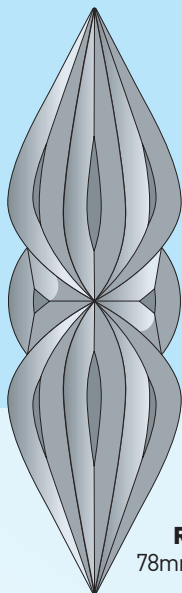
RB 1004
98mm x 230mm



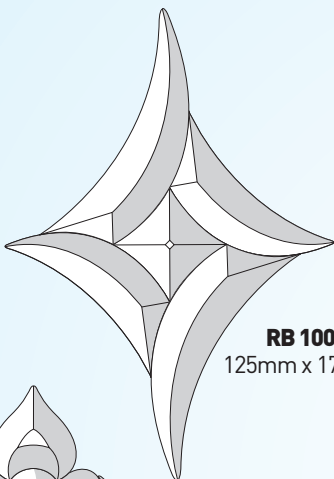
RB 1007
156mm x 147mm



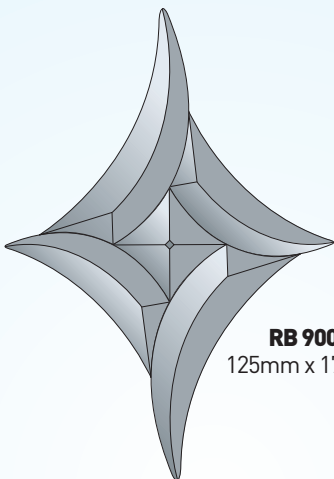
RB 1003
78mm x 260mm



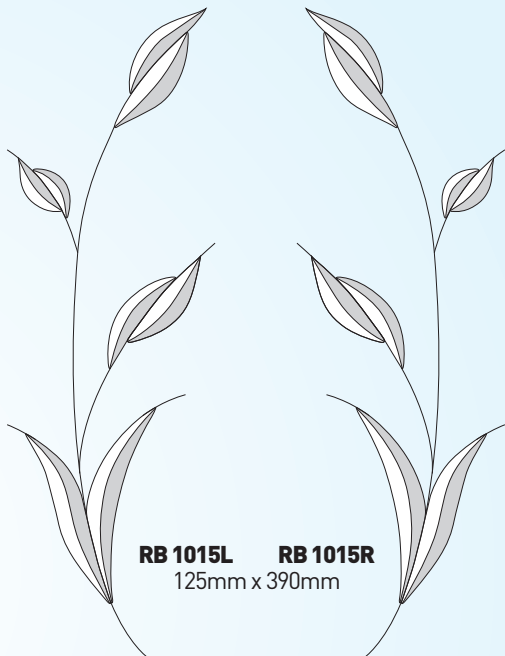
RB 9003
78mm x 260mm



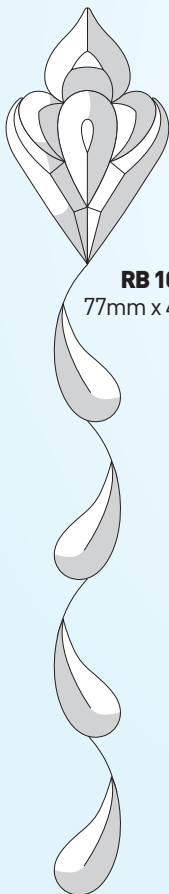
RB 1006
125mm x 178mm




RB 9006
125mm x 178mm




RB 1015L RB 1015R
125mm x 390mm



RB 1014
77mm x 420mm




RB 91.1
155mm x 260mm
Also available in:
Grey (RB 991.1) - See page A93




RB 293
280mm x 340mm


Fanlight Bevels




RB 280
274mm x 274mm




RB 280.2
274mm x 274mm




RB 290
183mm x 234mm
Seamed



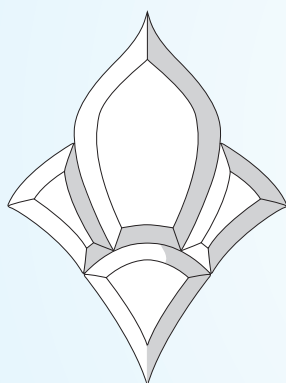
RB 284
150mm x 150mm



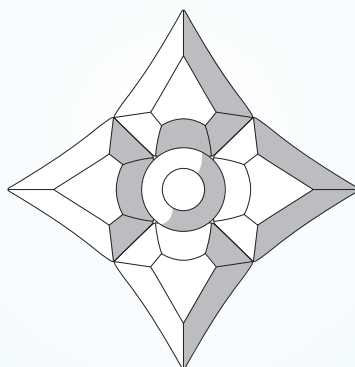
RB 284.2
150mm x 150mm



RB 285
204mm x 204mm



RB 246
126mm x 170mm

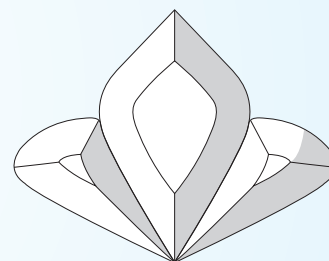


RB 92.1
170mm x 170mm

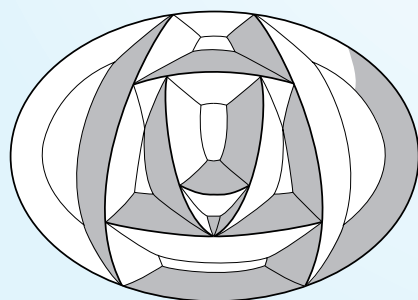
Centre can be replaced with 40mm jewel
See page A116

Also available in:

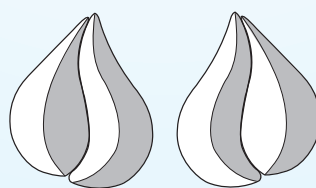
Dichroic (RB 1592.1) - See page A95
Grey (RB 992.1) - See page A93



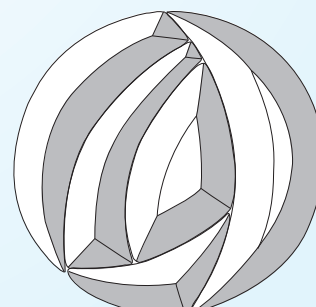
RB 267
120mm x 95mm



RB 88.1
Mackintosh Style Rose
162mm x 116mm

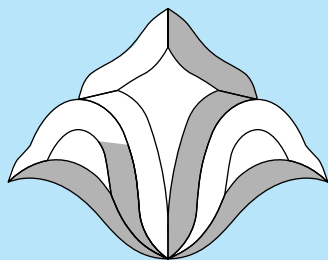


RB 95.2
Mackintosh Style Leaves
Pair of 2 piece leaves
each 40mm x 50mm



RB 95.1
Mackintosh Style Rose
110mm Diameter

Fanlight Bevels

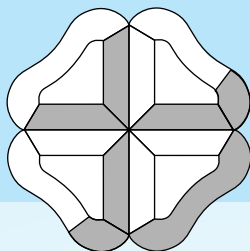


RB 2.1

165mm x 127mm

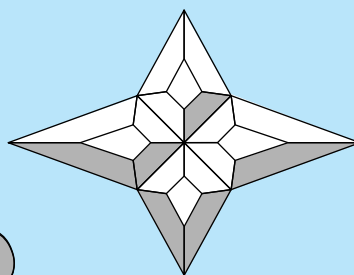
Also available in:

Glue Chip (RB 42.1) - See page A93
Blue (RB 502.1) and Green (RB 702.1)
- See page A95



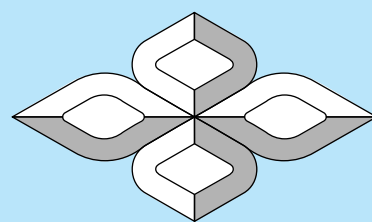
RB 3.1

127mm x 127mm



RB 4.1

197mm x 152mm



RB 5.1

191mm x 114mm

Also available in:

Glue Chip (RB 45.1) - See page A93
Blue (RB 505.1), Bronze (RB 605.1),
Green (RB 705.1) and Grey (RB 905.1)
- See pages A93 & A94


Dichroic (RB 1505.1)
See page A95

RB 5.2

229mm x 145mm

Also available in:


Glue Chip (RB 45.2) - See page A93



RB 14.2


252mm x 187mm

Also available in:
Blue (RB 514.2) and
Green (RB 714.2)
See page A95




RB 20.1

225mm x 150mm



RB 21.1

180mm x 140mm




RB 49.1

145mm x 180mm

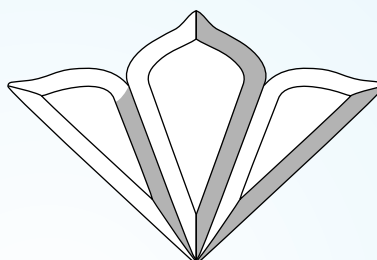
Also available in:

Blue (RB 549.1) and Green (RB 749.1)
See page A94



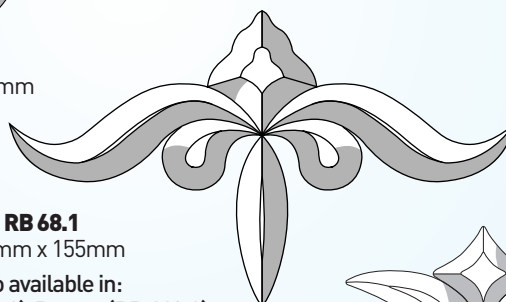
RB 51.1

120mm x 153mm



RB 53.1


193mm x 130mm



RB 68.1


256mm x 155mm

Also available in:
Blue (RB 568.1), Bronze (RB 668.1)
and Green (RB 768.1)
See page A95



RB 56.1

185mm x 156mm




RB 67.1

198mm x 172mm


RB 67.2

228mm x 194mm



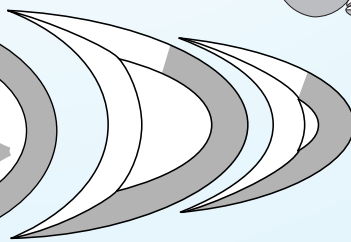
RB 52.1

200mm x 170mm




RB 35.2

152mm x 102mm



RB 35.3


Fits around RB 35.1 - 35.2




RB 69.1

140mm x 140mm

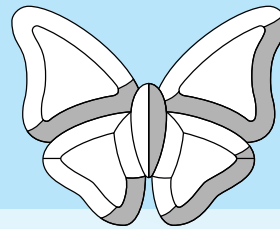
Fanlight Bevels




RB 13.1
224mm x 145mm



RB 16.1
127mm x 145mm




RB 17.1
158mm x 127mm



RB 18.1
126mm x 126mm

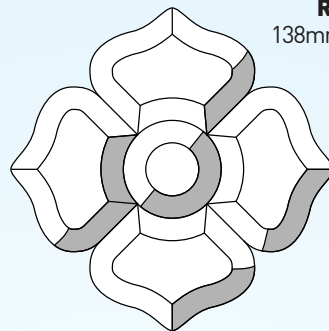
RB 17.2
138mm x 127mm

RB 18.2
180mm x 180mm




RB 22.1
200mm x 145mm

Also available in:
Blue (RB 522.1), Bronze (RB 622.1)
and Green (RB 722.1)
See page A95




RB 48.1
178mm x 178mm

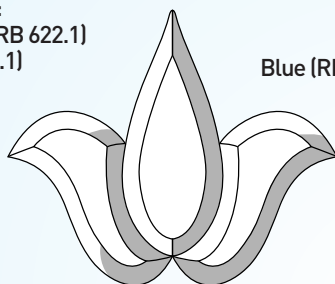
Also available in:
Blue (RB 548.1) and Green (RB 748.1)
See page A95



RB 23.1
250mm x 125mm



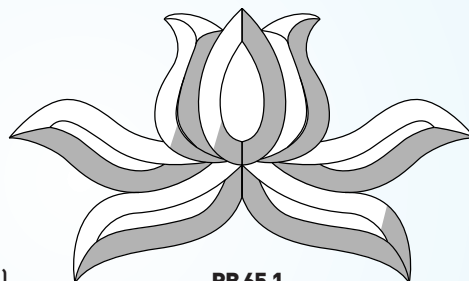
RB 57.1
134mm x 153mm




RB 58.1
182mm x 152mm
Also available in:
Blue (RB 558.1), Bronze (RB 658.1),
Green (RB 758.1) and Grey (RB 958.1)
See page A94

Glue Chip (RB 458.1)
See page A93

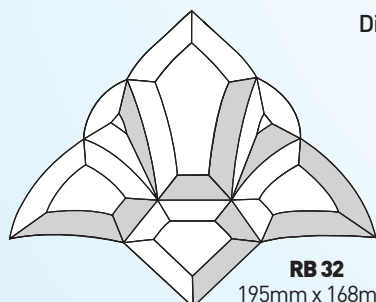
Dichroic (RB 1558.1)
See page A95



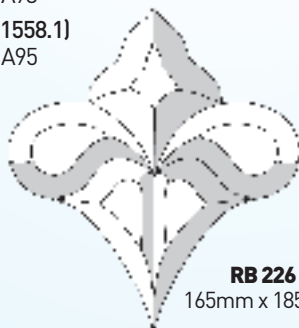
RB 65.1
260mm x 155mm



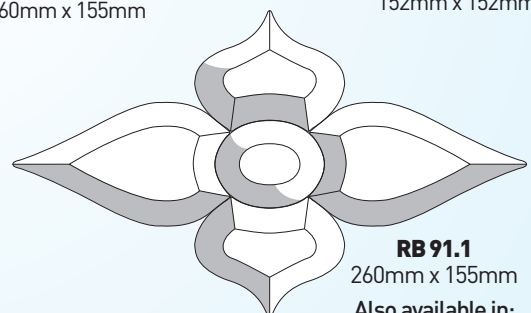
RB 66.1
152mm x 152mm



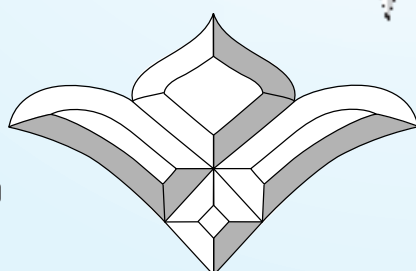
RB 32
195mm x 168mm




RB 226
165mm x 185mm



RB 91.1
260mm x 155mm
Also available in:
Grey (RB 991.1) - See page A94

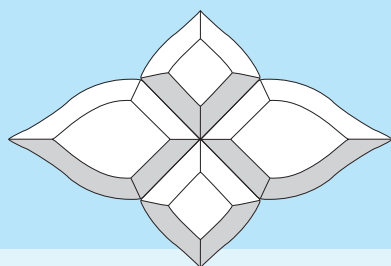


RB 81.1
216mm x 135mm
Also available in:
Blue (RB 581.1)
Bronze (RB 681.1)
and Green (RB 781.1)
See page A94



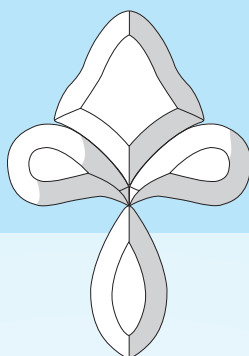
RB 82.1
228mm x 133mm
Also available in:
Blue (RB 582.1)
Bronze (RB 682.1)
and Green (RB 782.1)
See page A94

Fanlight Bevels




RB 202.1
222mm x 149mm

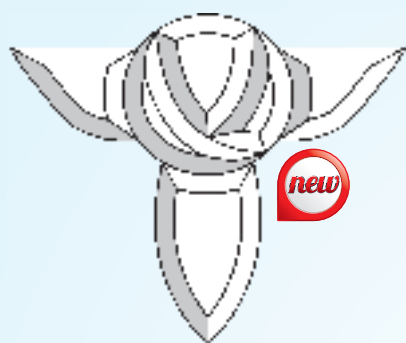
RB 202.2
185mm x 120mm



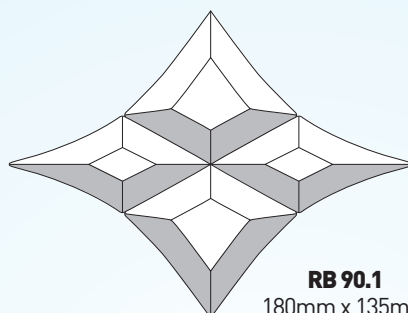
RB 225
129mm x 185mm



RB 228
172mm x 172mm




RB 1016
210mm x 175mm




RB 90.1
180mm x 135mm

Also available in:
Dichroic (RB 1590.1) - See page A95
Grey (RB 990.1) - See page A93


Available with extension set
to create RB292
See page A65



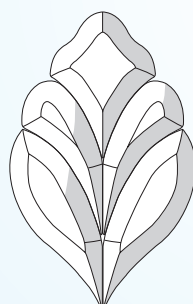
RB 236
238mm x 154mm



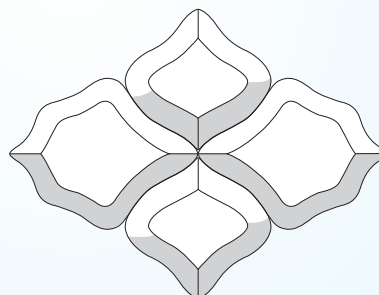
RB 1005
240mm x 70mm



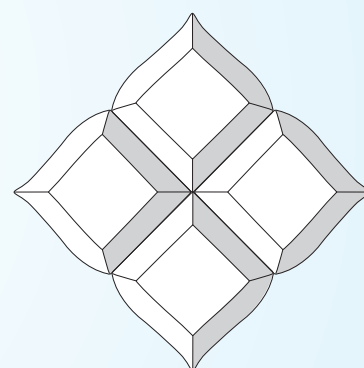
RB 329
187mm x 156mm




RB 351
129mm x 204mm




RB 233
208mm x 159mm




RB 235
185mm x 185mm
RB 235.2
215mm x 215mm



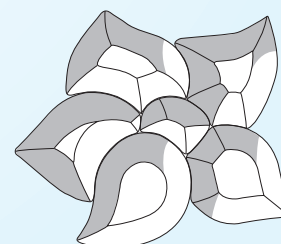
RB 50.1
128mm x 148mm



RB 355
156mm x 126mm

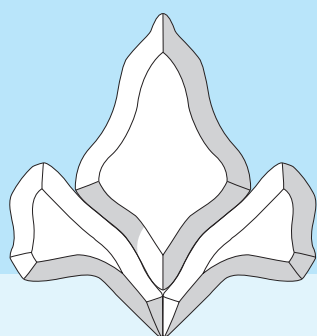


RB 54.1
120mm x 120mm

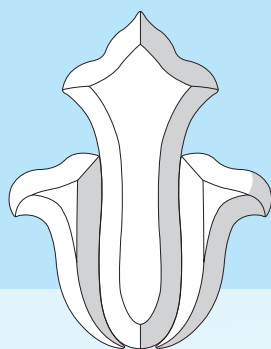


RB 54.2
120mm x 120mm


Fanlight Bevels




RB 229
179mm x 170mm




RB 230
152mm x 196mm




RB 231
275mm x 156mm




RB 232
193mm x 196mm
Also available in:
Blue (RB 532.1) and
Green (RB 732.1)
See page A94



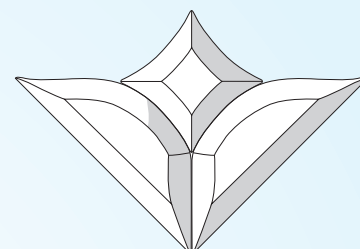
RB 308
147mm x 191mm



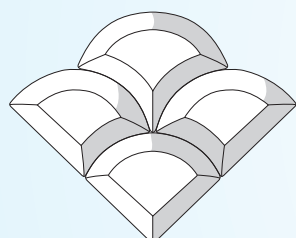
RB 317
163mm x 215mm
RB 317.2
163mm x 205mm




RB 319
151mm x 127mm




RB 321
185mm x 137mm
(137mm x 137mm corner)



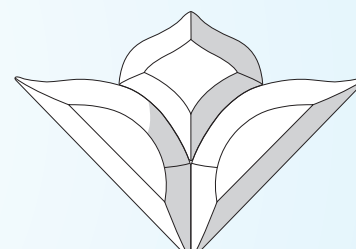
RB 323
183mm x 142mm
(130 x 130mm corner)



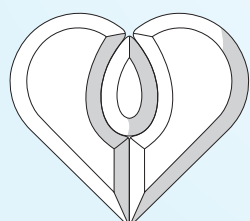
RB 357
201mm x 129mm




RB 368
136mm x 156mm




RB 370
189mm x 132mm




RB 359
130mm x 114mm
RB 358
173mm x 153mm



RB 378
186mm x 200mm



RB 379
179mm x 225mm




RB 380
179mm x 187mm

Fanlight Bevels



RB 1017
130mm x 135mm



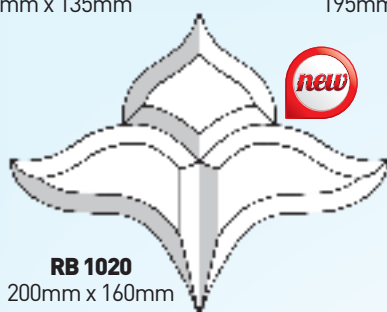
RB 1018
195mm x 150mm



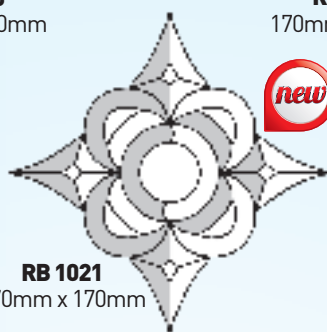
RB 1019
170mm x 120mm



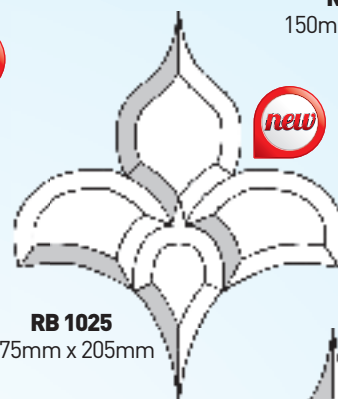
RB 1022
150mm x 150mm



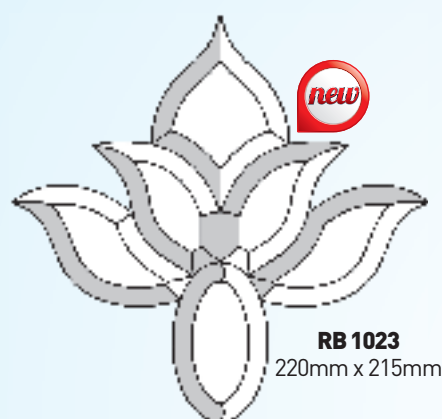
RB 1020
200mm x 160mm



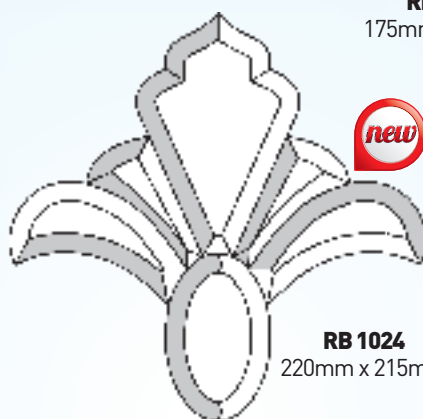
RB 1021
170mm x 170mm



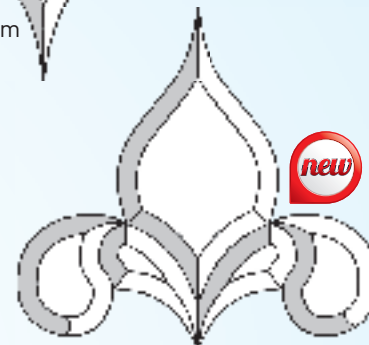
RB 1025
175mm x 205mm




RB 1023
220mm x 215mm



RB 1024
220mm x 215mm




RB 1026
190mm x 180mm




RB 1028
140mm x 170mm



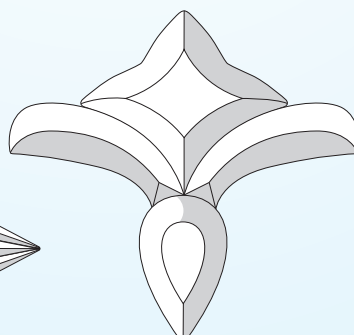
RB 1029
180mm x 90mm



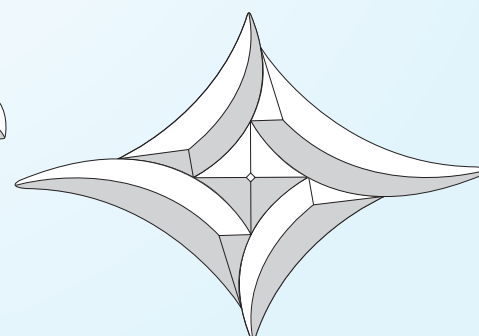
RB 1030
240mm x 140mm



RB 1003
78mm x 260mm

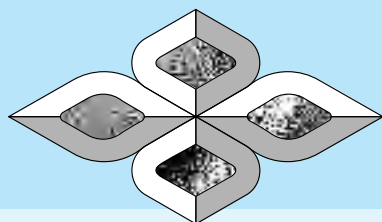


RB 1007
156mm x 147mm



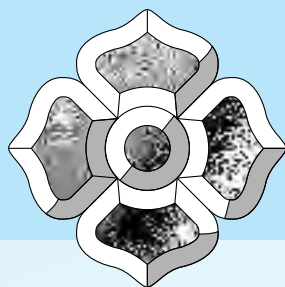
RB 1006
125mm x 178mm

Glue Chip Fanlight Bevels




RB 45.1 191mm x 114mm


RB 45.2 229mm x 145mm



RB 448.1
178mm x 178mm



RB 432
193mm x 196mm

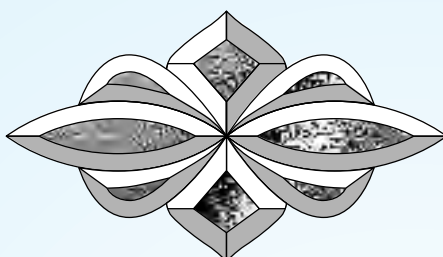


RB 414.1
216mm x 292mm

RB 414.2
252mm x 187mm



RB 479
179mm x 225mm



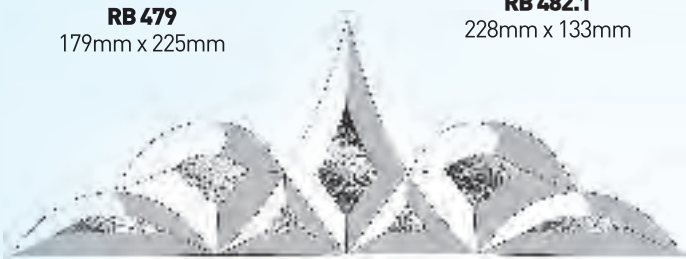
RB 482.1
228mm x 133mm



RB 42.1
165mm x 127mm



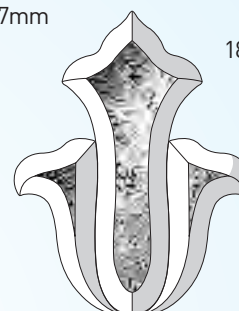
RB 458.1
182mm x 152mm



RB 471
425mm x 150mm



RB 469
152mm x 152mm




RB 430
152mm x 196mm

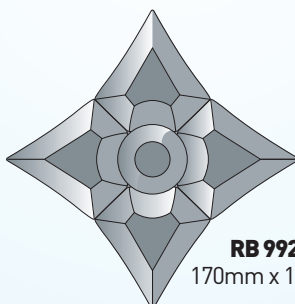


RB 485
120mm x 150mm

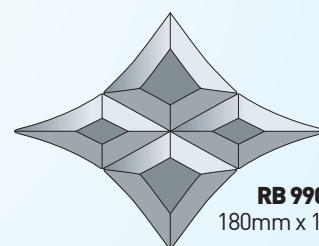
Grey Fanlight Bevels




RB 958.1
182mm x 152mm



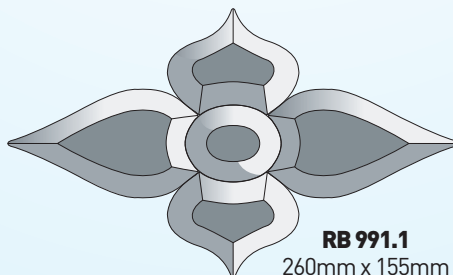
RB 992.1
170mm x 170mm



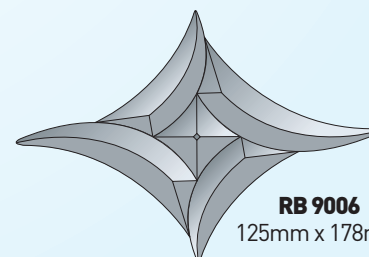
RB 990.1
180mm x 135mm



RB 905.1
191mm x 114mm



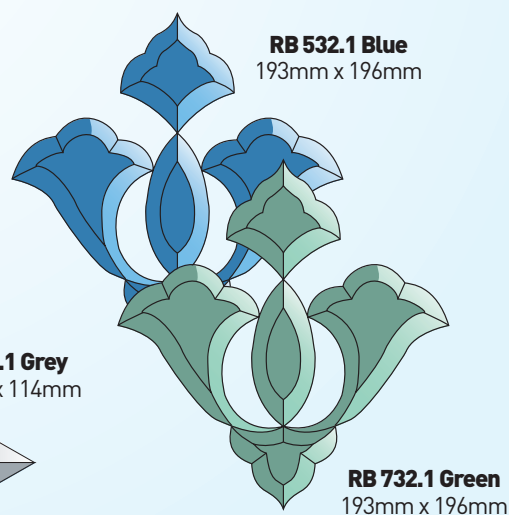
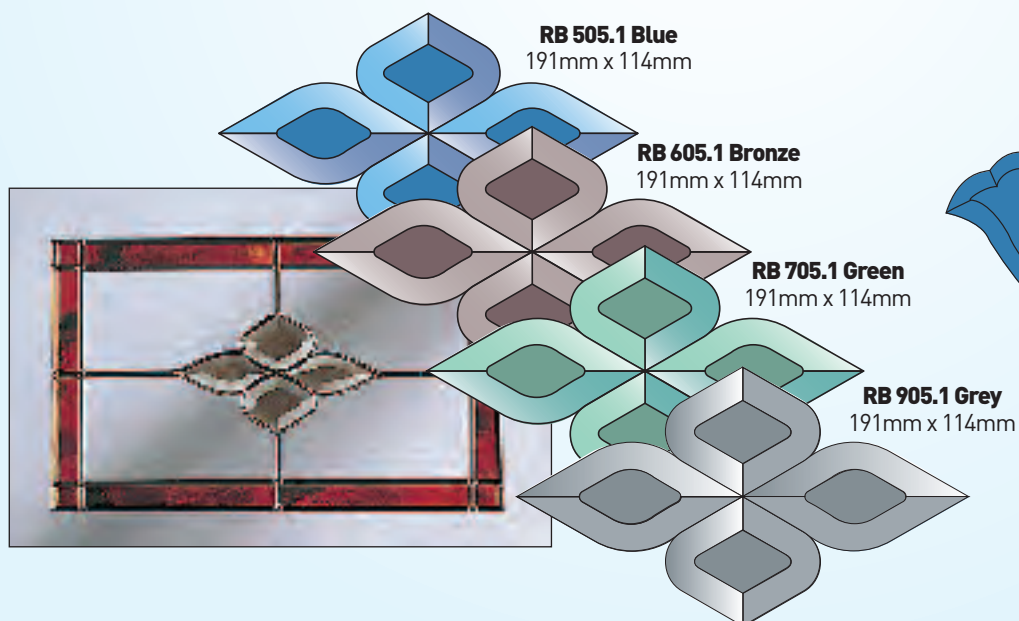
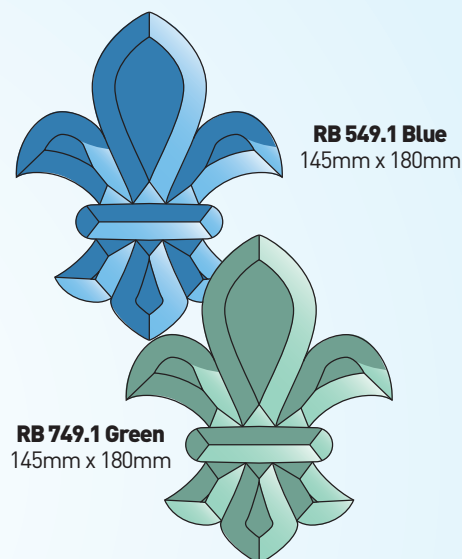

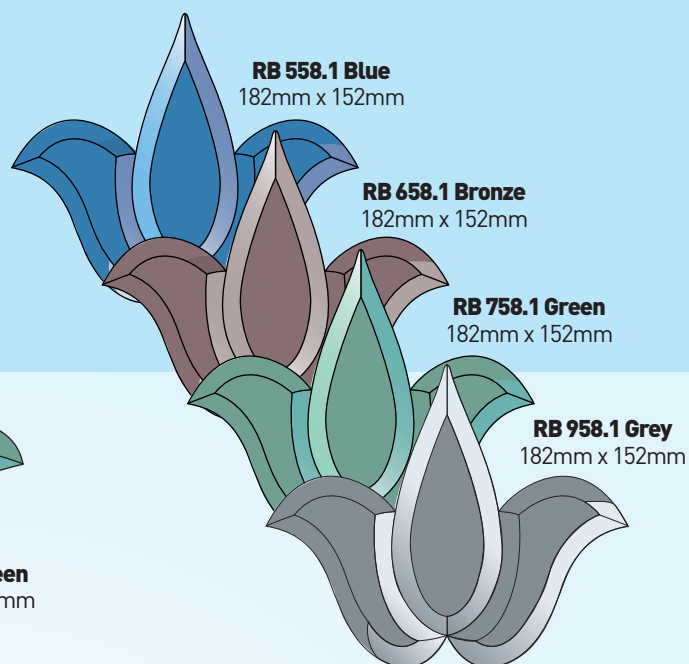
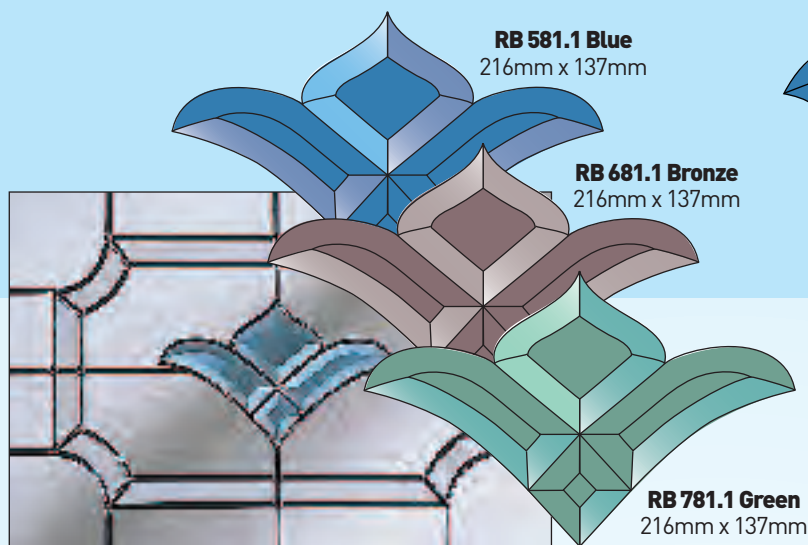
RB 991.1
260mm x 155mm



RB 9006
125mm x 178mm

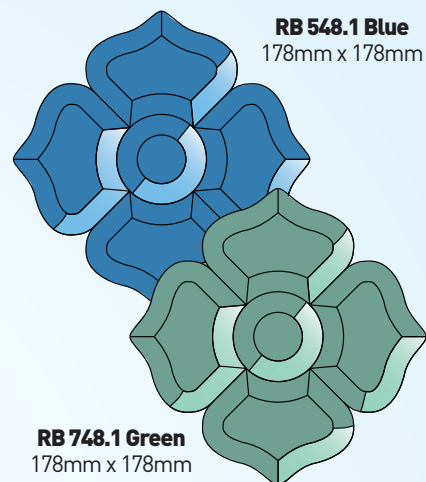

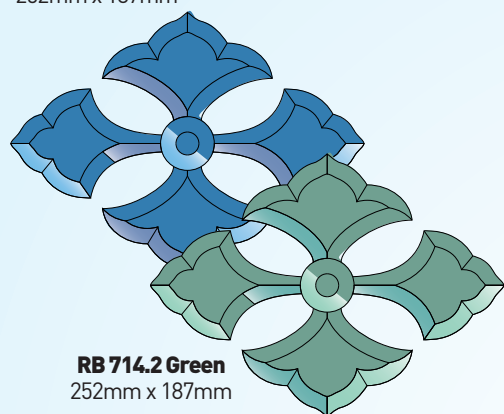
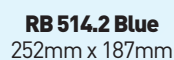


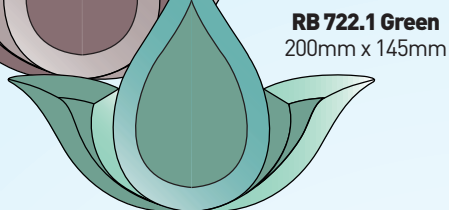

Coloured Fanlight Bevels

NOTE: Colour variation may occur between batches on all coloured bevels


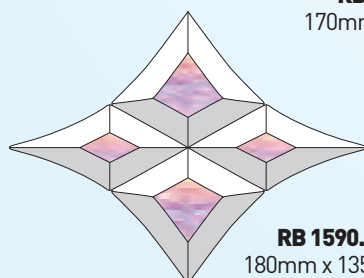



Coloured Fanlight Bevels

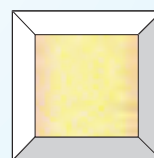
NOTE: Colour variation may occur between batches on all coloured bevels



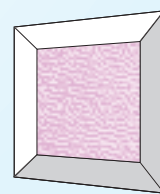
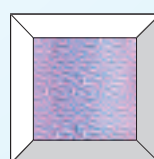
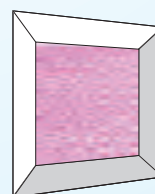
Dichroic Fanlight Bevels



Dichroic bevels are made by applying a special coating to the textured glass which reflects and refracts the light, changing colour when viewed at different angles. In reflected light, the Dichroic glass shows yellow, moving through to pink, purple and blue in transmitted light.




Reflected Light




Transmitted Light

NOTE: Due to the nature of the glass and the limitations of the printing process, the colours shown can not be regarded as completely accurate representations and are intended as a guide only.

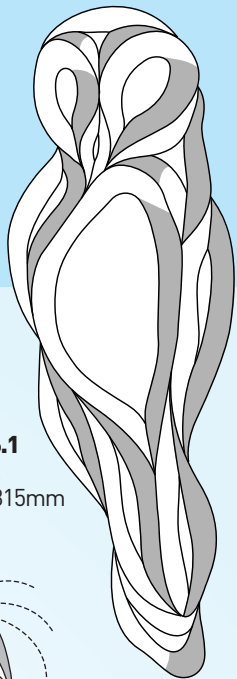
Wildlife Bevels




RB 319
Butterfly
151mm x 127mm



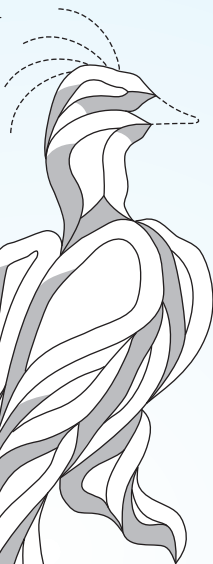
RB 487
Kingfisher
245mm x 170mm



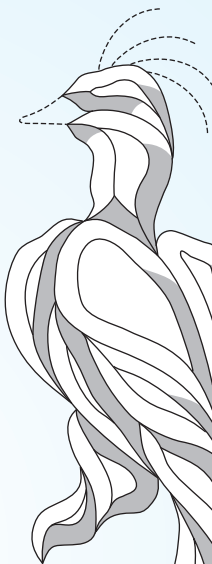
RB 86.1
Owl
120mm x 315mm



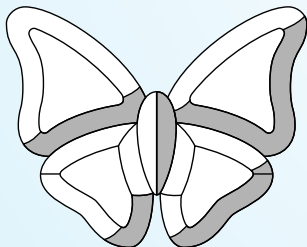
RB 247
Heron
380mm x 396mm



RB 85.2
Peacock
270mm x 675mm




RB 85.1
Peacock
270mm x 675mm



RB 17.1
Butterfly
158mm x 127mm

RB 17.2
138mm x 127mm

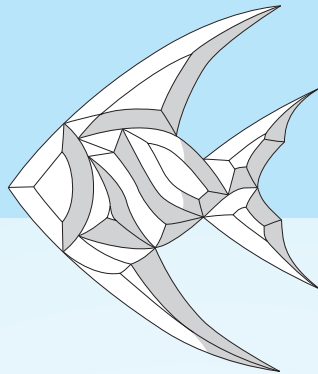
Wildlife Bevels



RB 288

Medium Angel Fish Left
175mm x 206mm


RB 288.2 Medium Angel Fish Right



RB 289

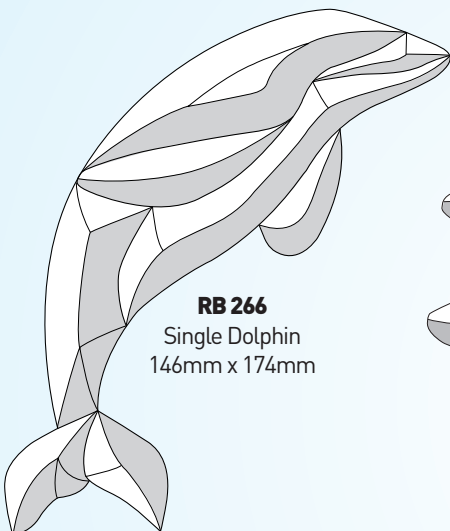
Small Angel Fish Left
125mm x 147mm

RB 289.2 Small Angel Fish Right



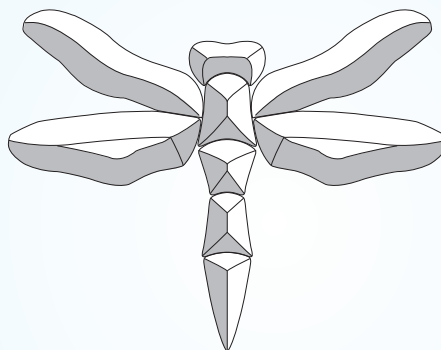
RB 491

Dolphins
180mm x 215mm




RB 266

Single Dolphin
146mm x 174mm



RB 96.1

Dragonfly
192mm x 150mm




RB 491.2

Dolphins
180mm x 215mm



RB 489

Swans
225mm x 195mm

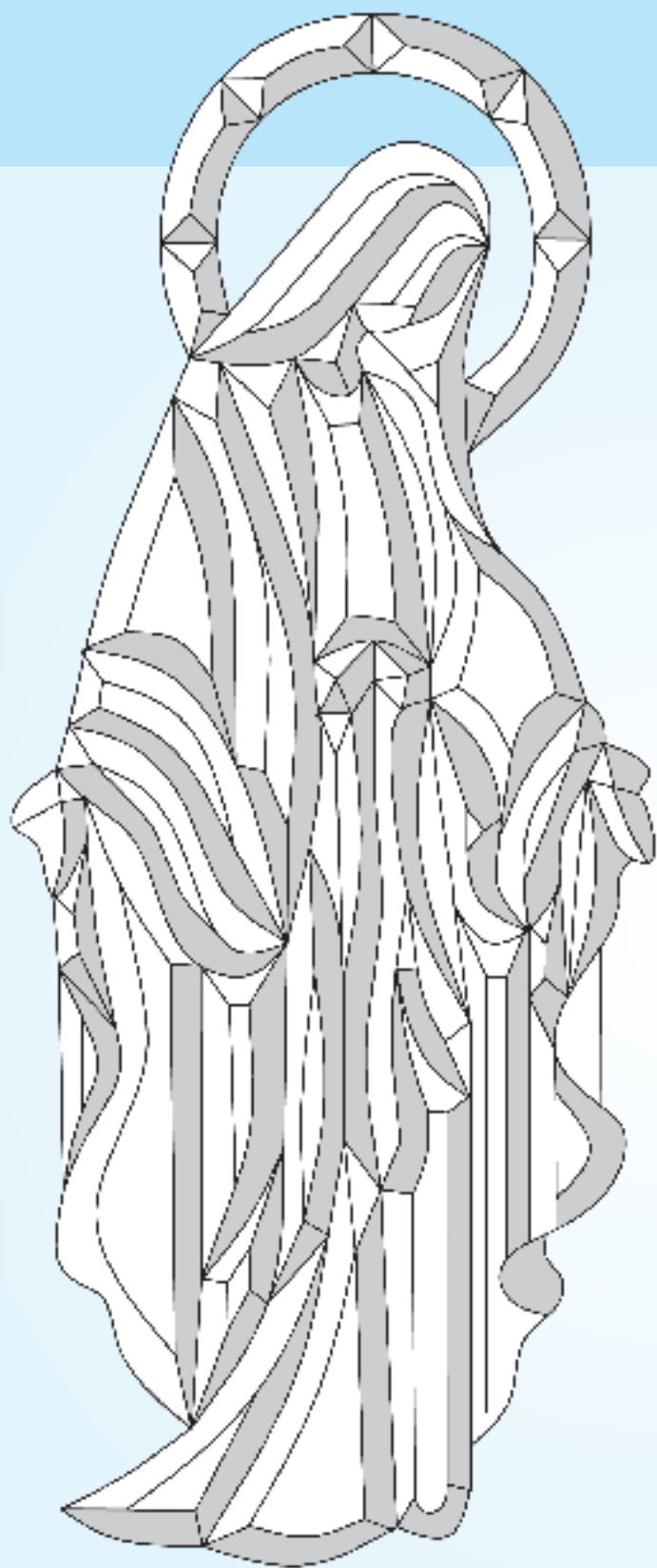


RB 98.1

Horse
172mm x 247mm

Christian Symbol Bevels


All RCB bevels are non-stock items and may take up to 4 weeks for shipping.
Contact our Sales Office for availability.



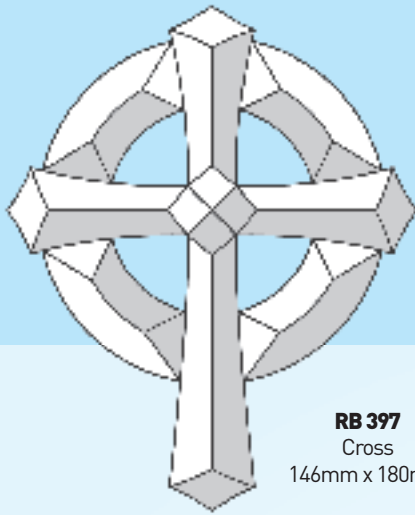
RCB 448
Virgin Mary
310mm x 750mm



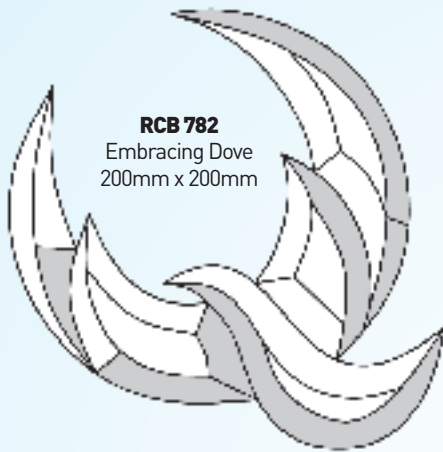
RCB 784
Crown of Thorns
250mm x 241mm



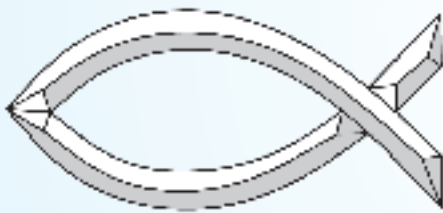
RCB 450
Cross with Lillies
286mm x 457mm



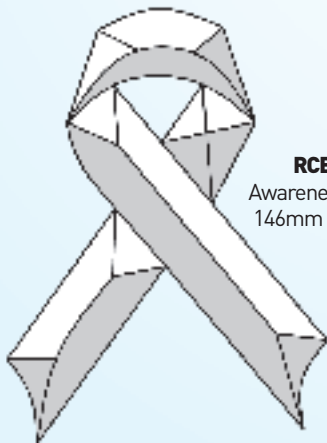
RB 397
Cross
146mm x 180mm



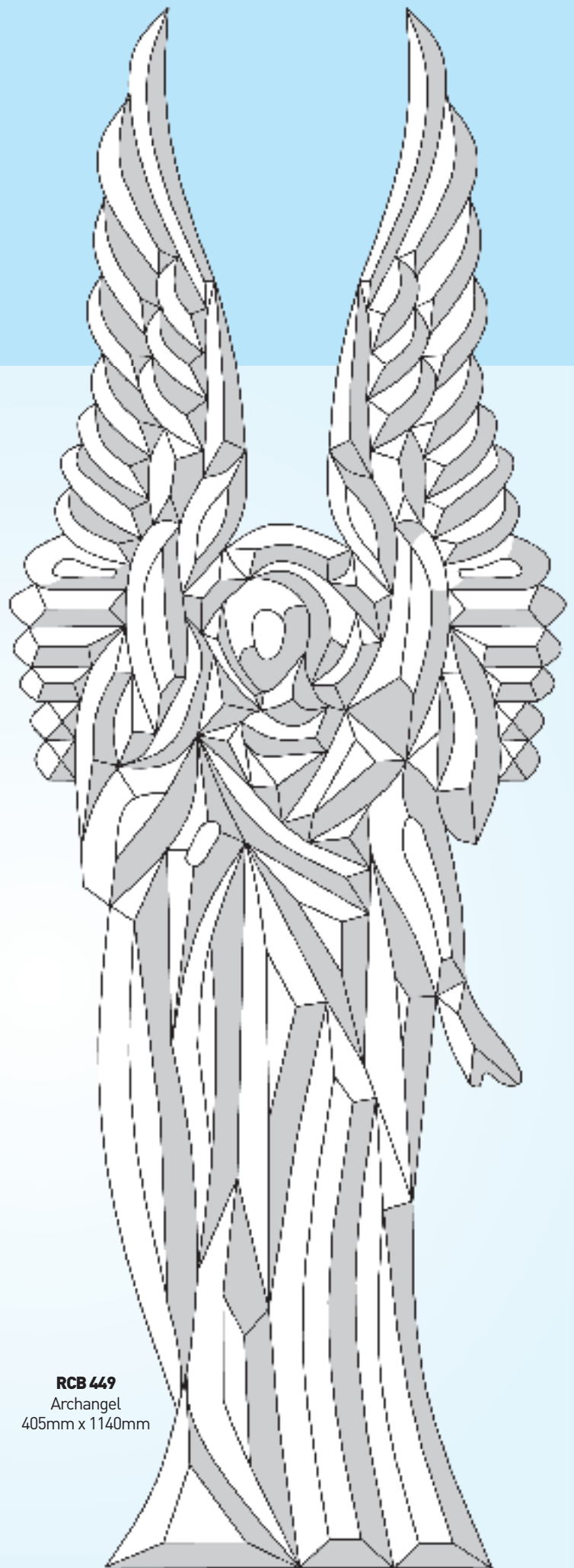
RCB 782
Embracing Dove
200mm x 200mm



RCB 783
Faith Fish
200mm x 91mm



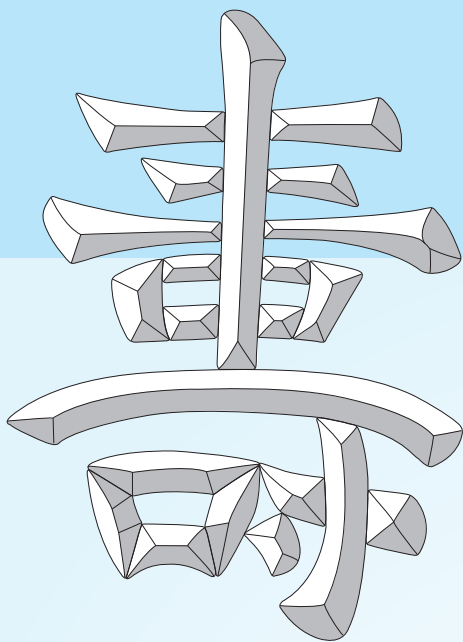
RCB 785
Awareness Ribbon
146mm x 200mm



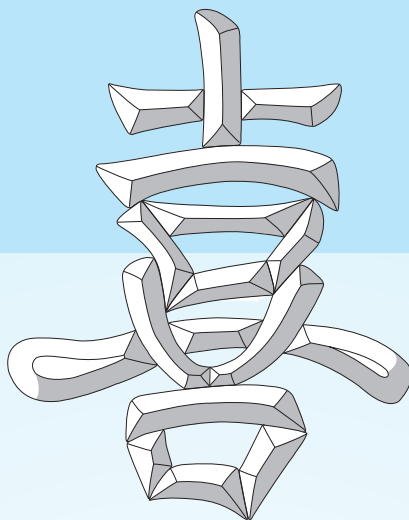
RCB 449
Archangel
405mm x 1140mm

World Symbol Bevels

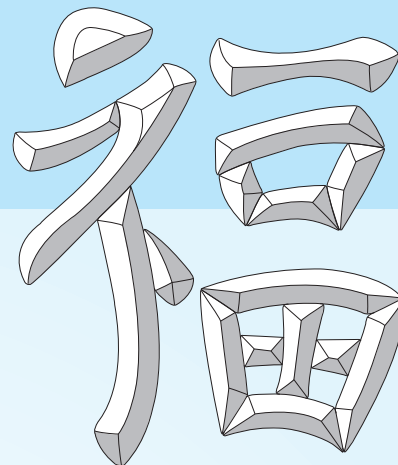
All bevels featured on this page are seamed edge.




RB 270.1
Long Life (Chinese Script)
215mm x 300mm



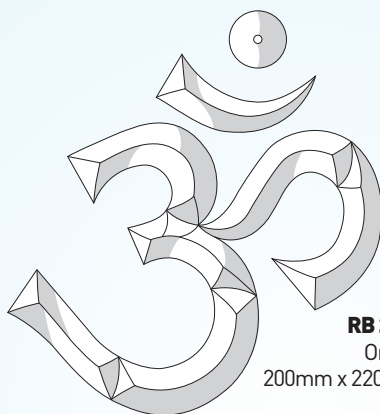
RB 271.1
Joy (Chinese Script)
216mm x 272mm



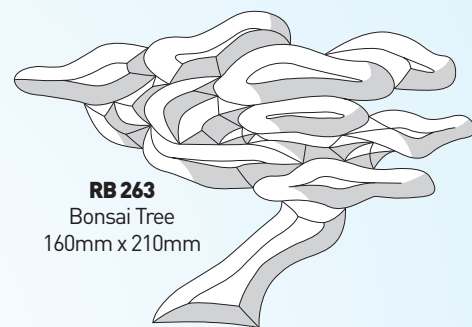
RB 272.1
Happiness (Chinese Script)
226mm x 264mm



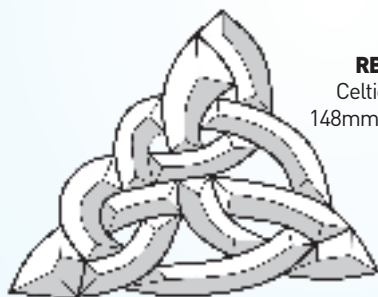
RB 264
Khanda
240mm x 300mm



RB 262
Om
200mm x 220mm (approx)




RB 263
Bonsai Tree
160mm x 210mm




RB 855
Celtic Knott
148mm x 132mm




RB 290
Shamrock
183mm x 234mm



RB 277.1
Star of David
140mm x 160mm



RB 275.1
Celtic Knott
148mm x 132mm



RB 274.1
Yin - Yang
120mm diameter
Clear, Frosted and Glue Chip

Alphabet and Number Bevels


Stylized Alphabet 1 - 100mm High



Stylized Alphabet 2 - 120mm High

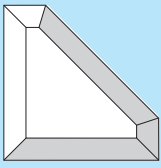


Numbers - 100mm High



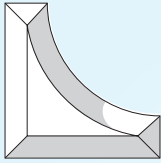
Border, Corner and Pencil Bevels

19mm Border System



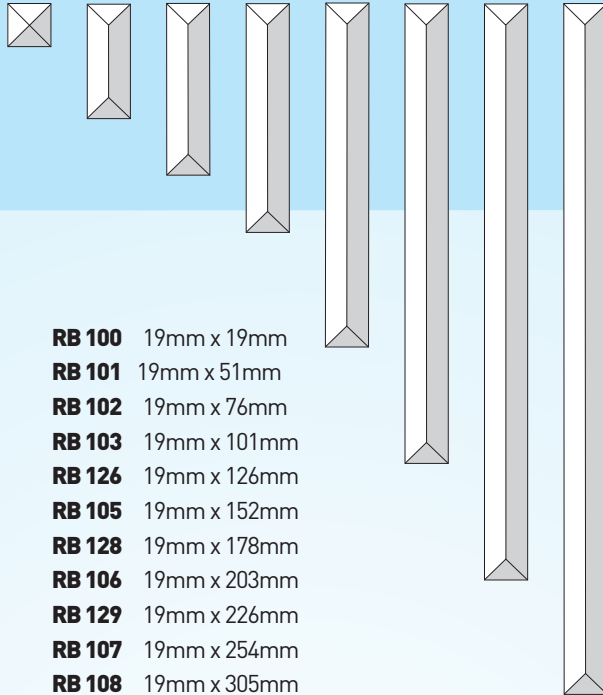
RB 240

70mm x 70mm x 19mm



RB 204.4

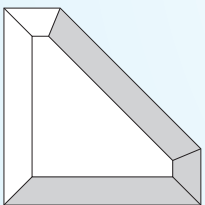
70mm x 70mm x 19mm



- RB 100** 19mm x 19mm
- RB 101** 19mm x 51mm
- RB 102** 19mm x 76mm
- RB 103** 19mm x 101mm
- RB 126** 19mm x 126mm
- RB 105** 19mm x 152mm
- RB 128** 19mm x 178mm
- RB 106** 19mm x 203mm
- RB 129** 19mm x 226mm
- RB 107** 19mm x 254mm
- RB 108** 19mm x 305mm

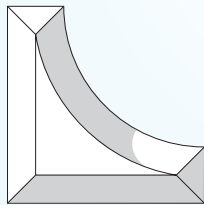
Border, Corner and Pencil Bevels

25mm Border System



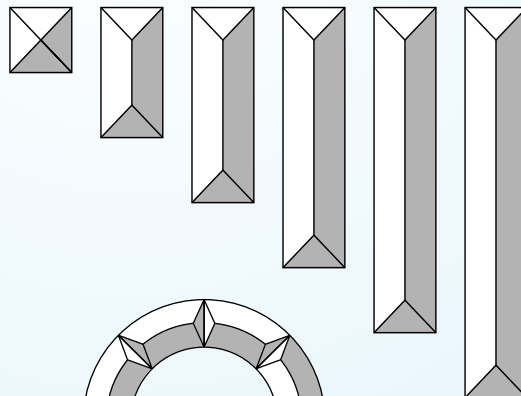
RB 12.1

89mm x 89mm x 25mm

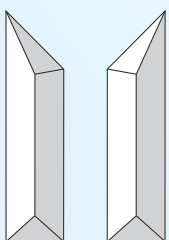


RB 12.2

89mm x 89mm x 25mm

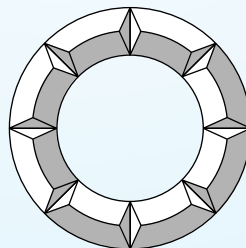
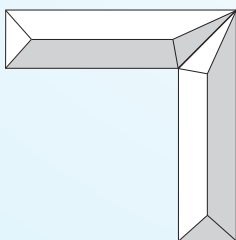


- RB 109** 25mm x 25mm
- RB 109.2** 25mm x 40mm
- RB 110** 25mm x 51mm
- RB 110.2** 25mm x 60mm
- RB 111** 25mm x 76mm
- RB 111.2** 25mm x 90mm
- RB 112** 25mm x 101mm
- RB 112.2** 25mm x 115mm
- RB 113** 25mm x 127mm
- RB 113.2** 25mm x 140mm
- RB 114** 25mm x 152mm
- RB 134** 25mm x 176mm
- RB 134.2** 25mm x 180mm
- RB 115** 25mm x 203mm
- RB 135** 25mm x 226mm
- RB 116** 25mm x 254mm
- RB 117** 25mm x 305mm



RB 112CB

25mm x 101mm

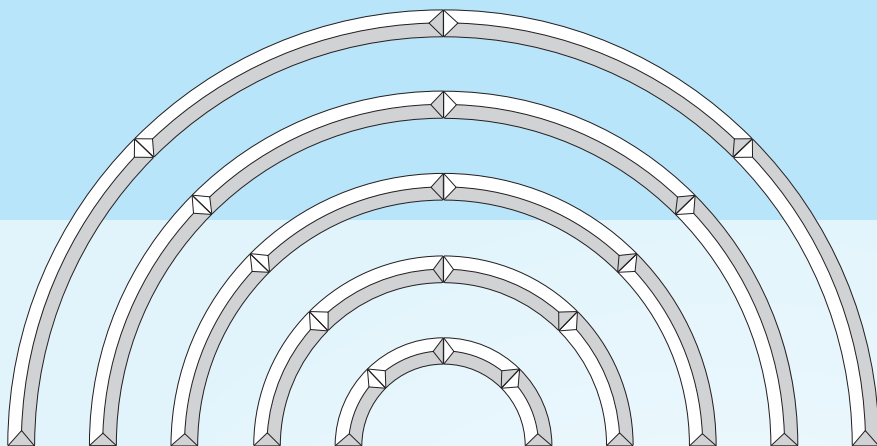


RB 77.1

I.D.- 76mm x O.D.-127mm x 25mm

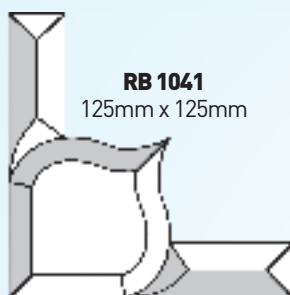
Border, Corner and Pencil Bevels

25mm Border System

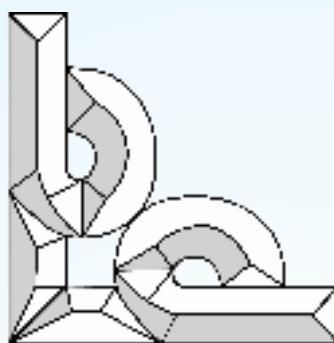


	INT. RADIUS	EXT. RADIUS
RB 1290 A	76mm	101mm
RB 1290 B	152mm	178mm
RB 1290 C	229mm	254mm
RB 1290 D	305mm	330mm
RB 1290 E	381mm	406mm

Please Note: RB 1290 series arches are measured by radius not diameter



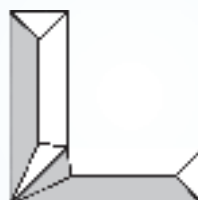
RB 1041
125mm x 125mm



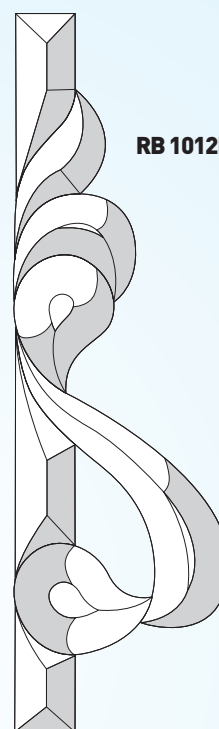
RB 1042
145mm x 145mm



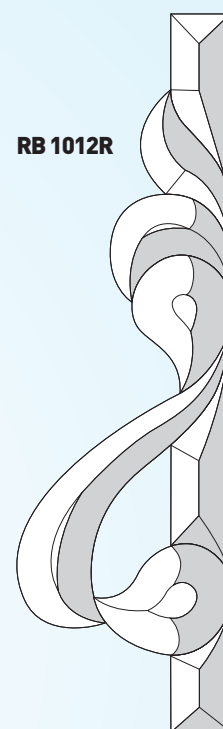
RB 1040
225mm x 90mm



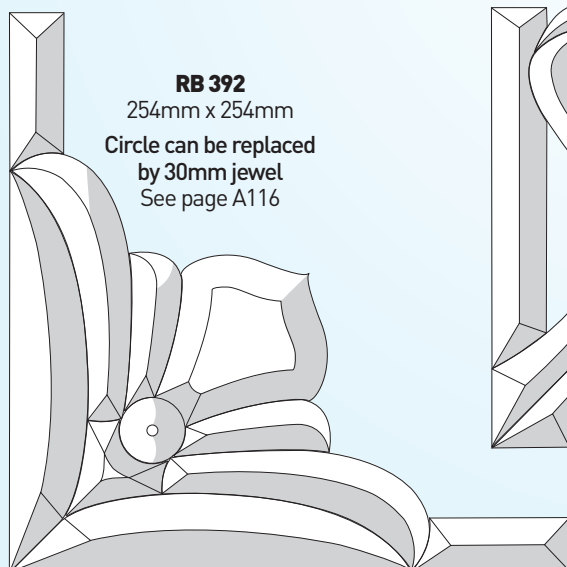
RB 1043
85mm x 85mm



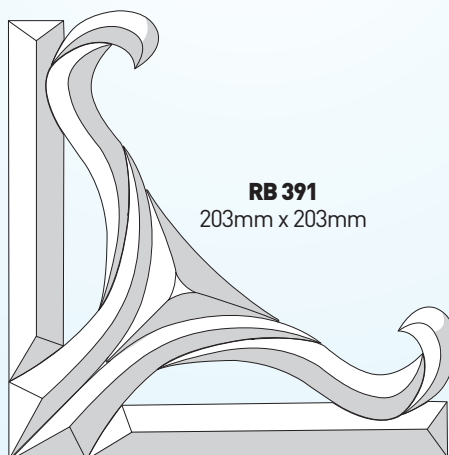
88mm x 317mm




88mm x 317mm



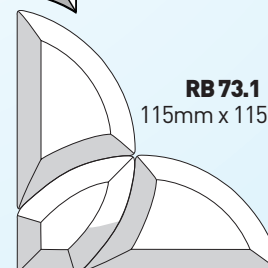
RB 392
254mm x 254mm
Circle can be replaced
by 30mm jewel
See page A116



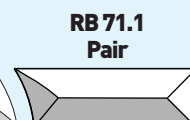
RB 391
203mm x 203mm



RB 71.1 Pair
76mm x 25mm



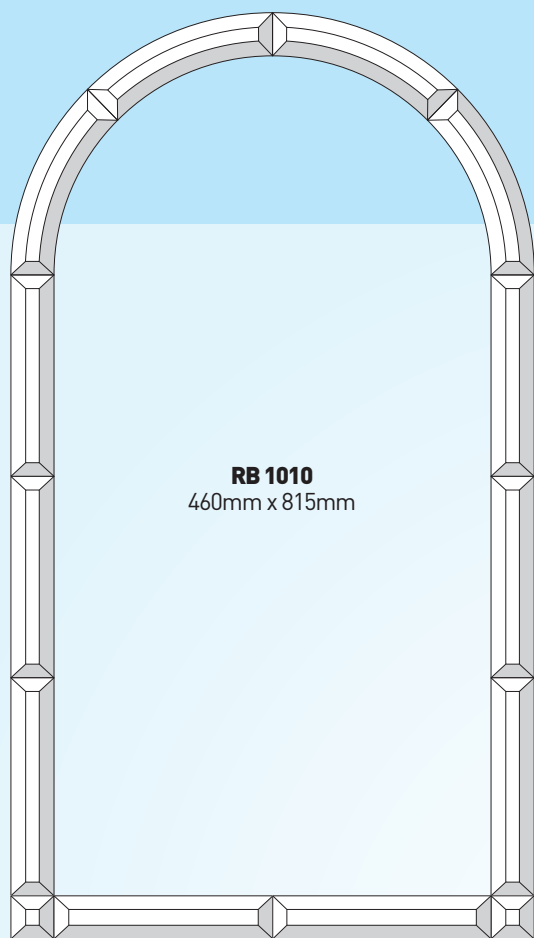
RB 73.1
115mm x 115mm



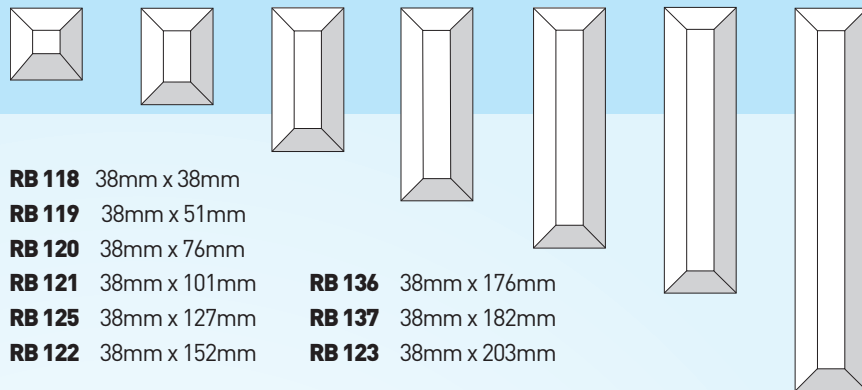
**RB 71.1
Pair**

Border, Corner and Pencil Bevels

38mm Border System



RB 1010
460mm x 815mm



RB 118 38mm x 38mm

RB 119 38mm x 51mm

RB 120 38mm x 76mm

RB 121 38mm x 101mm

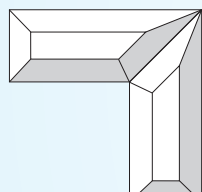
RB 125 38mm x 127mm

RB 122 38mm x 152mm

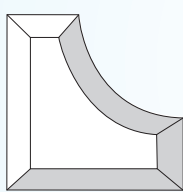
RB 136 38mm x 176mm

RB 137 38mm x 182mm

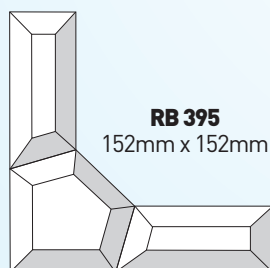
RB 123 38mm x 203mm



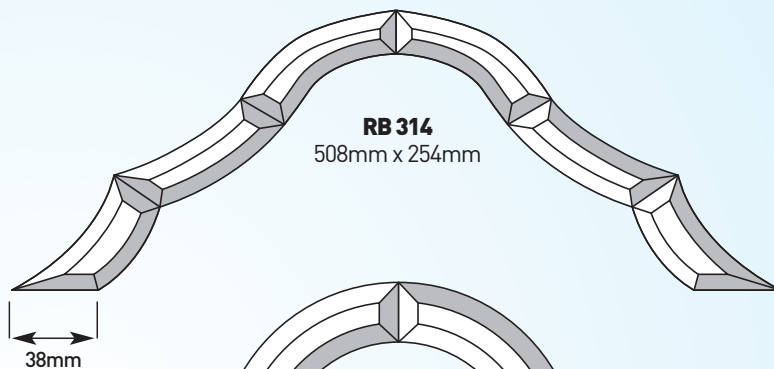
RB 121 CB
38mm x 101mm



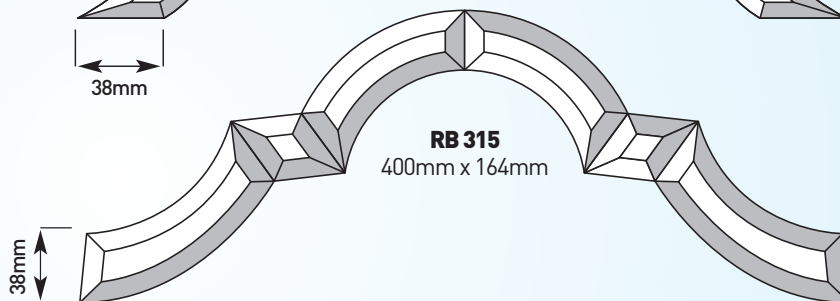
RB 204.2
93mm x 93mm



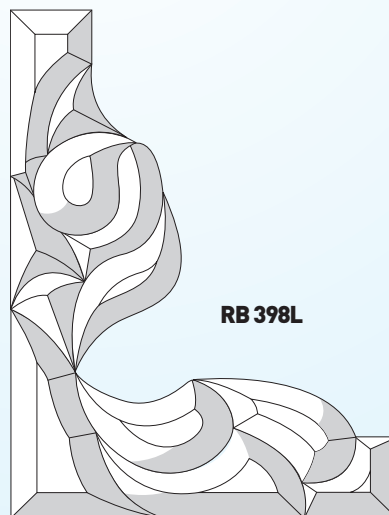
RB 395
152mm x 152mm



RB 314
508mm x 254mm

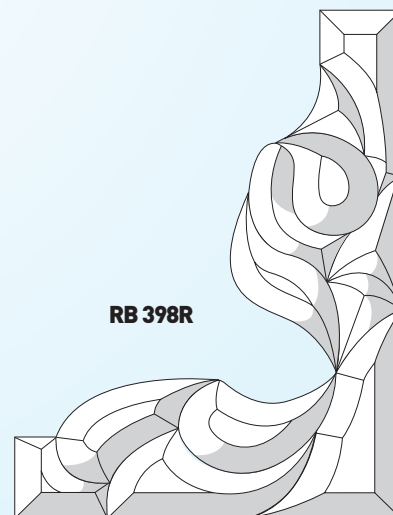


RB 315
400mm x 164mm



RB 398L

183mm x 240mm




RB 398R

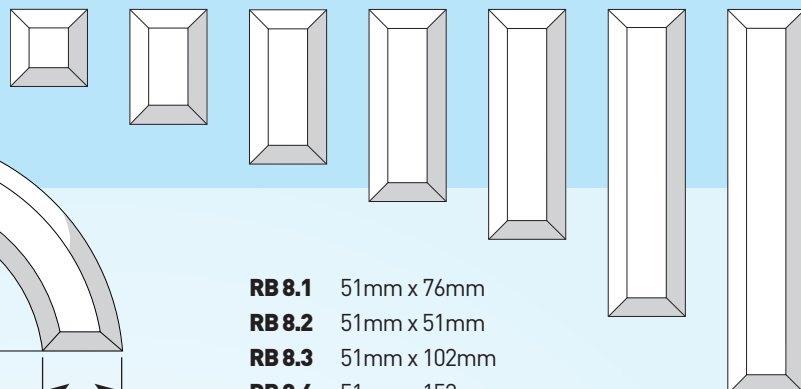
183mm x 240mm

Border, Corner and Pencil Bevels


51mm Border System




RB 133
480mm x 307mm



- RB 8.1** 51mm x 76mm
- RB 8.2** 51mm x 51mm
- RB 8.3** 51mm x 102mm
- RB 8.4** 51mm x 152mm
- RB 8.5** 51mm x 127mm
- RB 8.8** 51mm x 176mm
- RB 8.6** 51mm x 203mm
- RB 8.9** 51mm x 226mm
- RB 8.7** 51mm x 254mm
- RB 8.10** 51mm x 265mm



RB 40.1
51mm x 51mm
SUPPLIED IN PACKS
OF 30



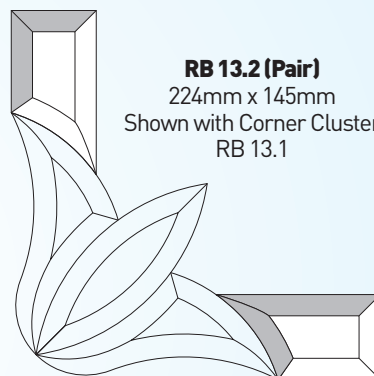
RB 1508.2
51mm x 51mm



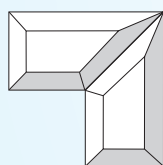
RB 1508.3
51mm x 102mm



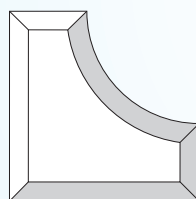
RB 1508.4
51mm x 152mm



RB 13.2 (Pair)
224mm x 145mm
Shown with Corner Cluster
RB 13.1

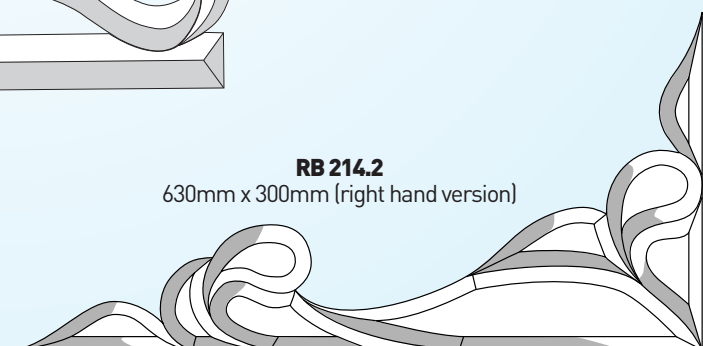
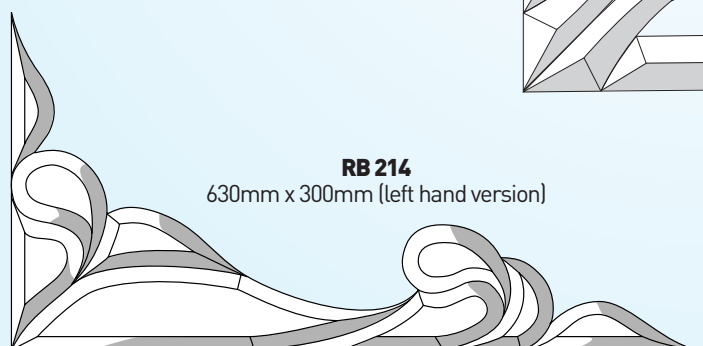
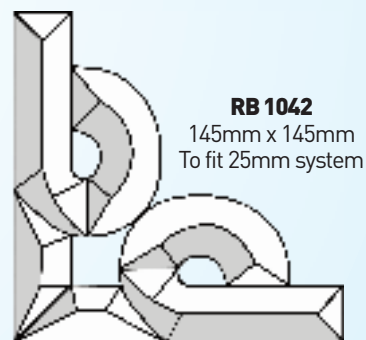
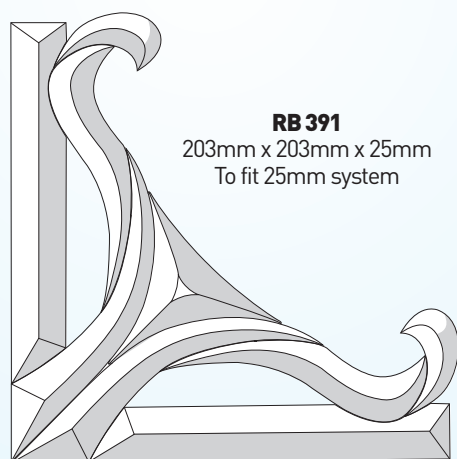
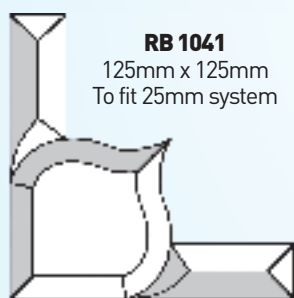
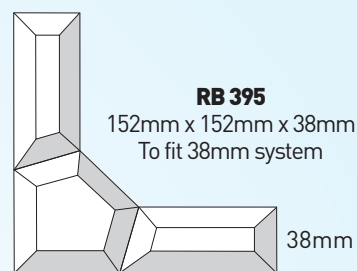
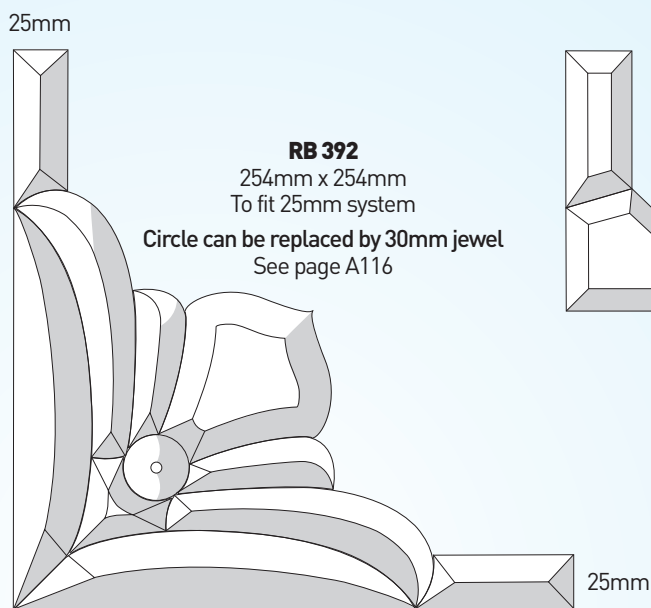
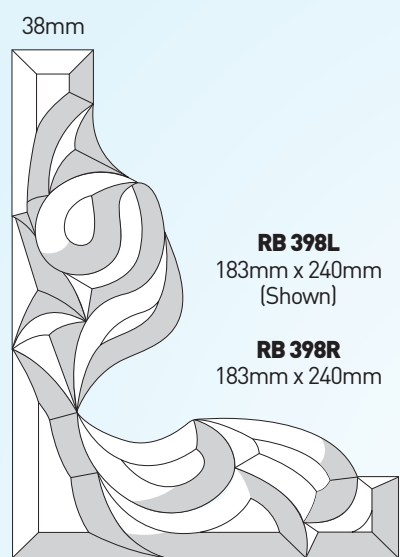
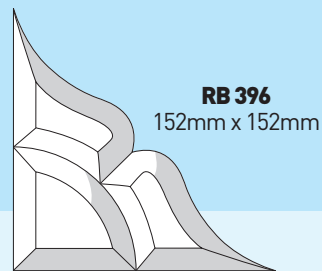




RB 124 CB
51mm x 101mm

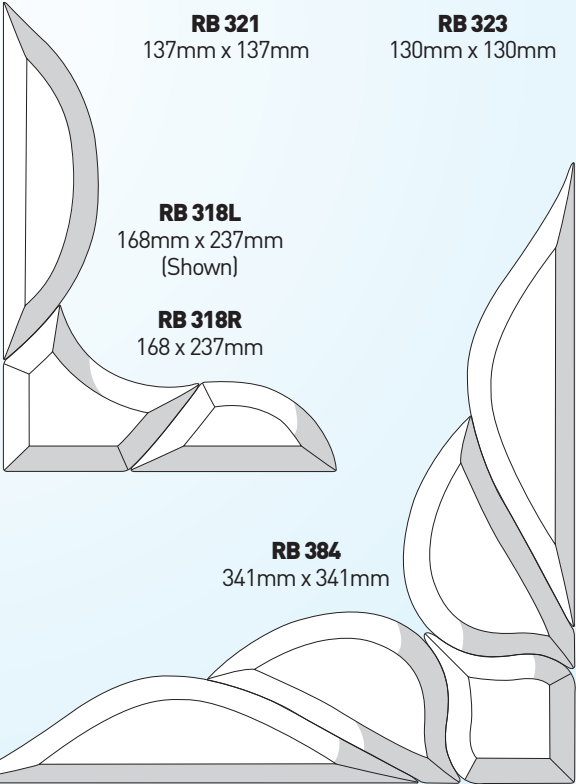
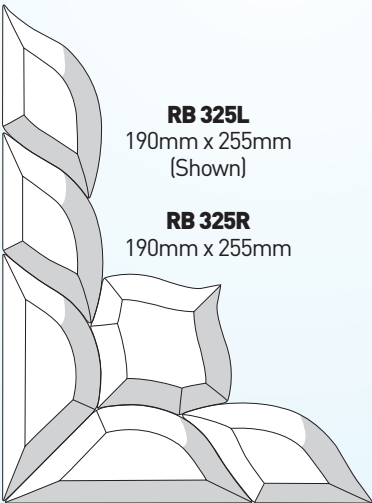
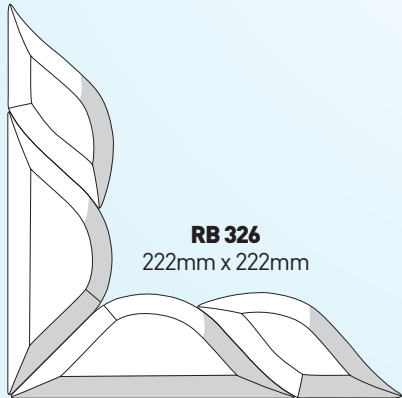
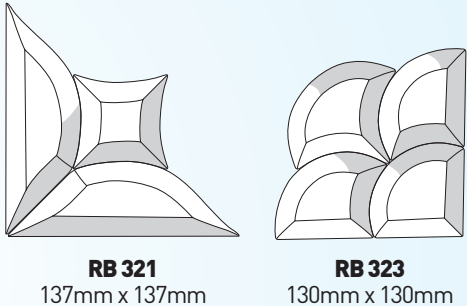
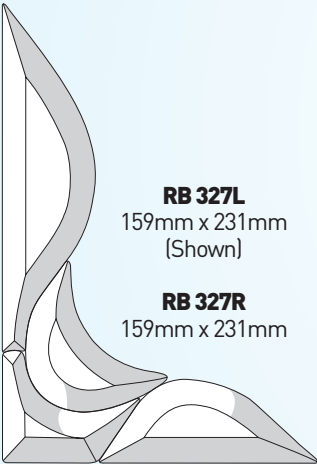
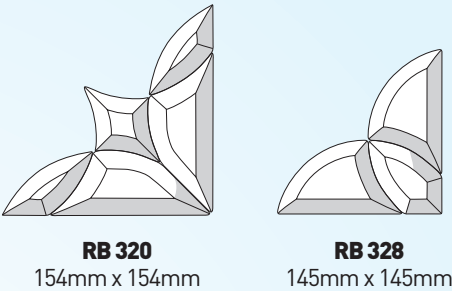
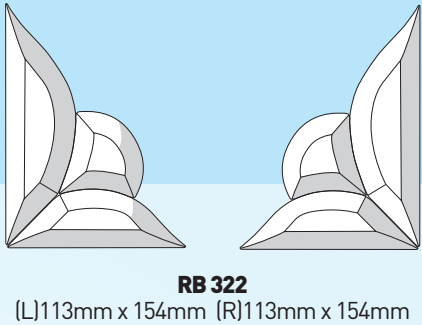
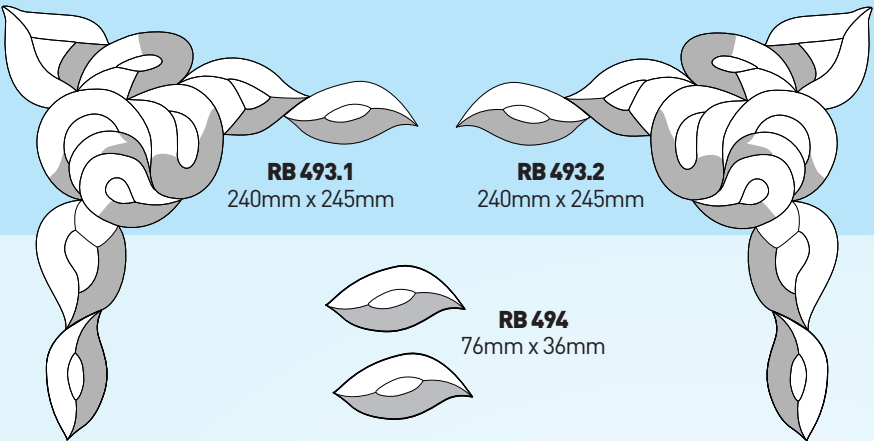


RB 204.1
125mm x 125mm

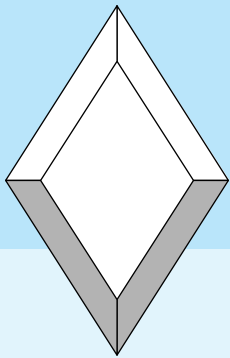
Corner Cluster Bevels



Corner Cluster Bevels



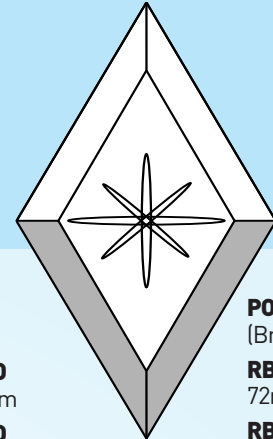
Diamond Bevels



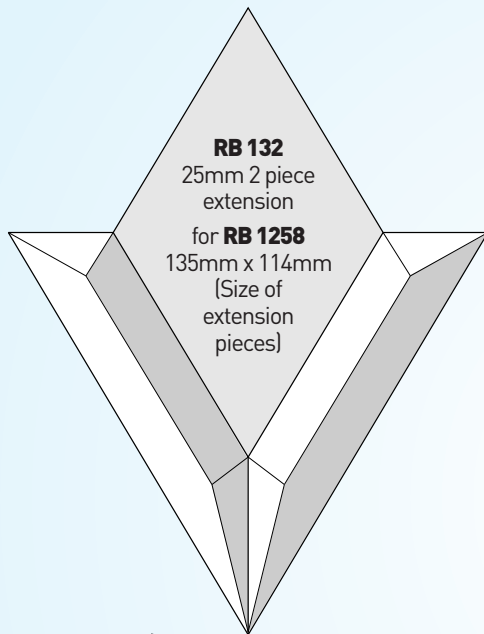
- RB 1257** 38mm x 64mm
- RB 1258** 76mm x 127mm
- RB 1263** 51mm x 102mm
- RB 1263.1** 51mm x 76mm
- RB 1259** 51mm x 152mm
- RB 1291** 52mm x 127mm
- RB 1245** 55mm x 120mm
- RB 1246** 65mm x 130mm
- RB 1247** 70mm x 150mm
- RB1261** 72mm x 140mm
- RB 1248** 90mm x 180mm
- RB 1260** 101mm x 178mm
- RB 1262** 152mm x 229mm
- RB 9.2** 152mm x 102mm
SUPPLIED IN PACKS OF 30
- RB 9.3** 190mm x 121mm




- FROSTED**
(Brilliant Cut)
- RB 1258.2 FRO**
76mm x 127mm
- RB 1260.2 FRO**
101mm x 178mm



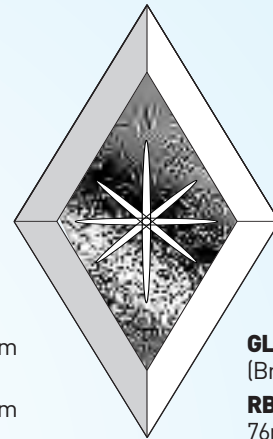
- POLISHED**
(Brilliant Cut)
- RB1261.1**
72mmx140mm
- RB 1258.1 POL**
76mm x 127mm
- RB 1260.1 POL**
101mm x 178mm



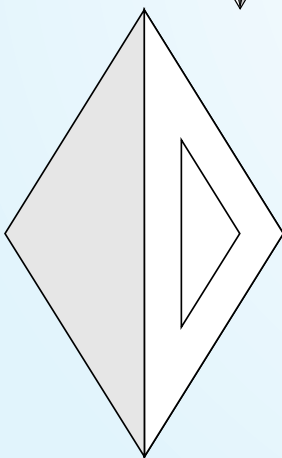
- RB 132**
25mm 2 piece
extension
for **RB 1258**
135mm x 114mm
(Size of
extension
pieces)



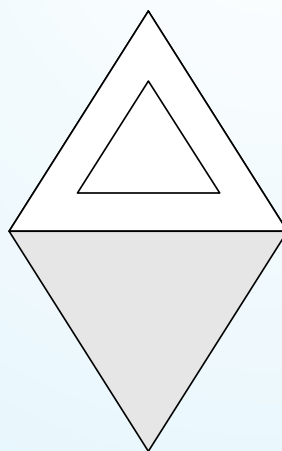
- GLUE CHIP**
- RB 39.4**
50mm x 100mm
- RB 39.1**
76mm x 127mm
- RB 39.2**
102mm x 152mm
- ALL SUPPLIED
IN PACKS OF 30



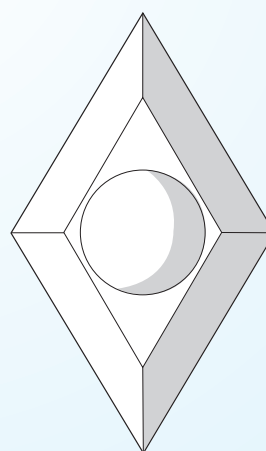
- GLUE CHIP**
(Brilliant Cut)
- RB 39.5**
76mm x 127mm



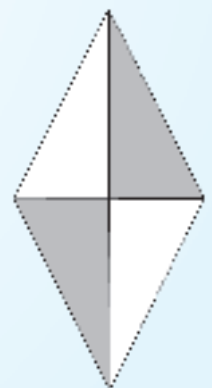
- RB1266.1**
74x127x74mm (Half RB1258)
- RB1267.1**
102x102x178mm (Half RB1260)
Created by horizontally cutting
Diamonds RB 1258 and RB 1260




- RB1266.2**
74x76x74mm (Half RB1258)
- RB1267.2**
102x101x102mm (Half RB1260)
Created by vertically cutting
Diamonds RB 1258 and RB 1260



- RB 1411**
76mm x 127mm

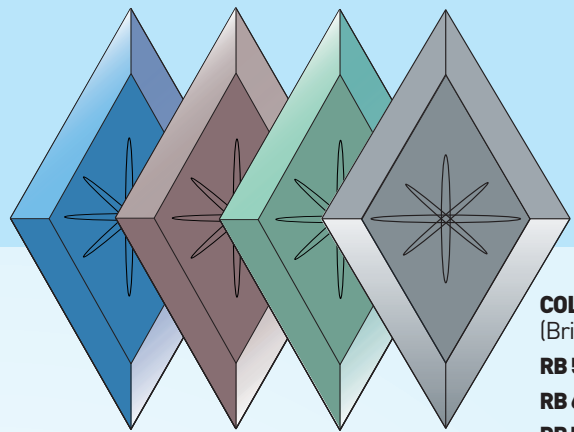


- RB 1275**
25mm x 51mm




COLOURED

RB 509.1 Blue
RB 609.1 Bronze
RB 709.1 Green
RB 909.1 Grey
76mm x 127mm




COLOURED
(Brilliant Cut)

RB 509.2 Blue
RB 609.2 Bronze
RB 709.2 Green
RB 909.2 Grey
76mm x 127mm




MULTI-FACETED

RB 1341 Clear
RB 1342 Blue
RB 1343 Green
RB 1344 Grey
100mm x 50mm



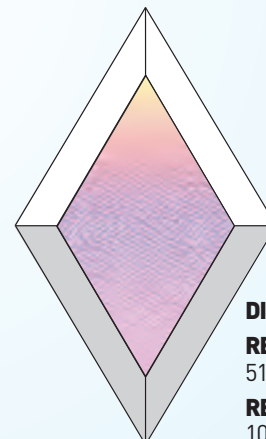
MULTI-FACETED

RB 1321 Clear
RB 1322 Blue
RB 1323 Green
RB 1324 Grey
76mm x 127mm



DOUBLE-FACETED

RB 1331 Clear
RB 1332 Blue
RB 1333 Green
RB 1334 Grey
76mm x 127mm

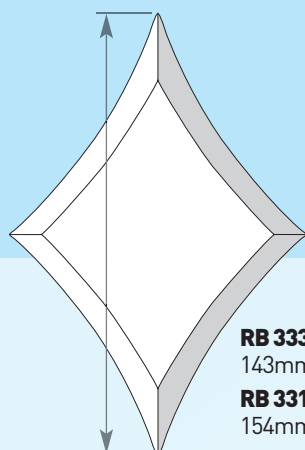


DICHROIC

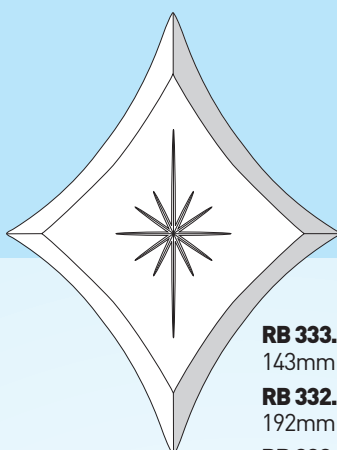
RB 1563
51mm x 102mm
RB 1560
101mm x 178mm

Star Bevels

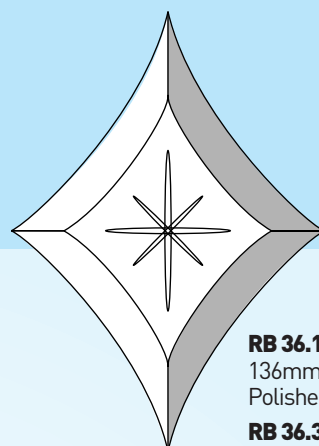
PLEASE NOTE: Star Bevels dimensions are Point to Point as shown.



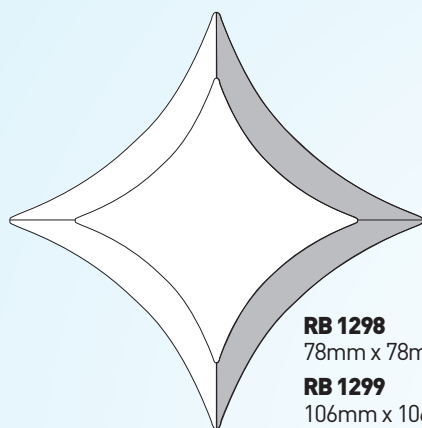
RB 333.2
143mm x 190mm
RB 331
154mm x 230mm
RB 331.2
149mm x 215mm
RB 332.2
190mm x 254mm



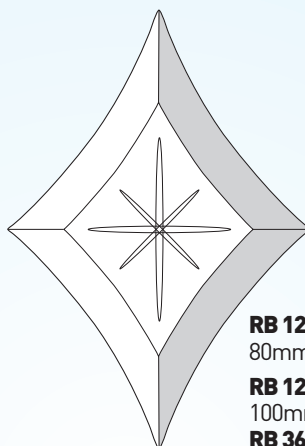
RB 333.3 FRO
143mm x 190mm
RB 332.1
192mm x 254mm
RB 333.1 POL
143mm x 190mm



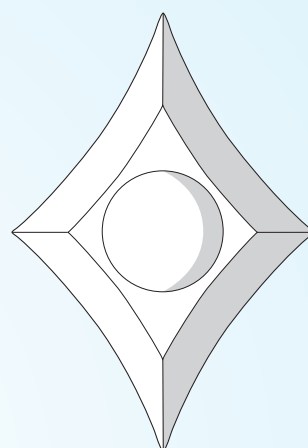
RB 36.1
136mm x 190mm
Polished Brilliant Cut
RB 36.3
136mm x 190mm
Frosted Brilliant Cut



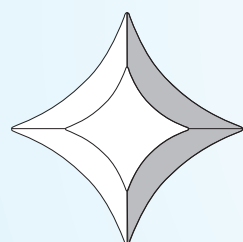
RB 1298
78mm x 78mm
RB 1299
106mm x 106mm
RB 334.1
127mm x 127mm
RB 334.6
175mm x 175mm
RB 334.7
143mm x 143mm



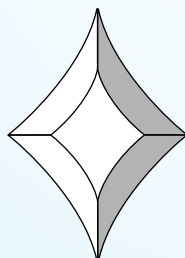
RB 1295
80mm x 112mm
RB 1296
100mm x 140mm
RB 36.4
100mm x 150mm
RB 1297
125mm x 133mm



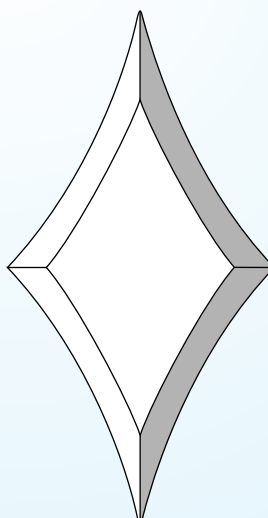
RB 36.5
100mm x 150mm



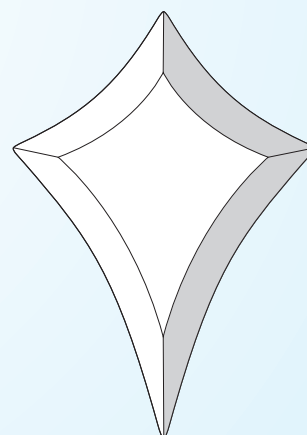
RB 334.5
115mm x 115mm
RB 334.8
98mm x 98mm



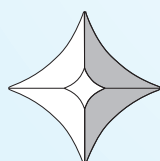
RB 36.2 (Sold as pair)
80mm x 112mm
RB 1293
100mm x 140mm
RB 1294
102mm x 146mm



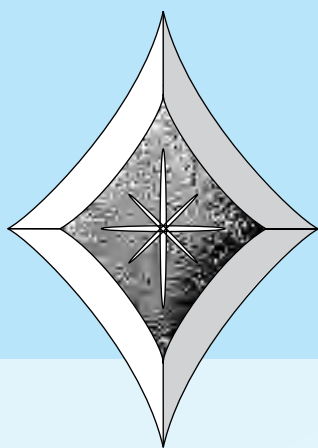
RB 25.1
226mm x 117mm




RB 336.1
75mm x 110mm
RB 336.2
100mm x 140mm




RB 334.2
82mm x 82mm
RB 334.3
64mm x 64mm
RB 334.4
50mm x 50mm



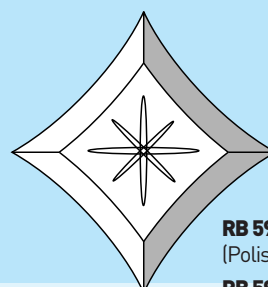
RB 436.1
136mm x 190mm



RB 436.2
80mm x 112mm
SUPPLIED IN PACKS OF 2




RB 46.1
82mm x 82mm




RB 59.1RC POL
(Polished Brilliant Cut)

RB 59.1RC FRO
(Frosted Brilliant Cut)
124mm x 134mm

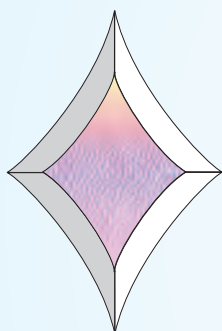
Also available in colour
See pages A69 & A87




RB 536.2 Blue
RB 636.2 Bronze
RB 736.2 Green
RB 936.2 Grey
80mm x 112mm
ALL SUPPLIED IN
PACKS OF 2



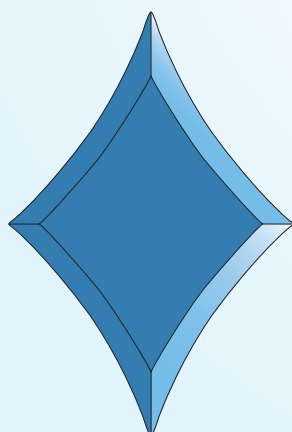
RB 536.1 Blue
RB 636.1 Bronze
RB 736.1 Green
RB 936.1 Grey
136mm x 190mm




RB 1536.2
80mm x 112mm
SUPPLIED IN PACKS OF 2



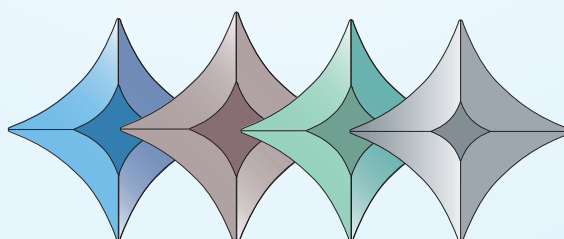
RB 520 Blue
RB 620 Bronze
RB 720 Green
RB 920 Grey
127mm x 127mm



RB 536.3 Blue
136mm x 190mm

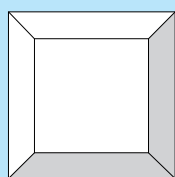


RB 559.1RC Blue
RB 759.1RC Green
RB 959.1RC Grey
124mm x 134mm

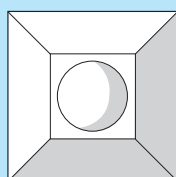


RB 519 Blue
RB 619 Bronze
RB 719 Green
RB 919 Grey
82mm x 82mm


Square and Triangle Bevels




RB 8.2
51mm x 51mm




RB 1401
51mm x 51mm




RB 1402
76mm x 76mm



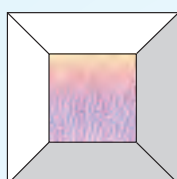
RB 508.2 Blue
RB 608.2 Bronze
RB 708.2 Green
RB 908.2 Grey
51mm x 51mm



RB 1301 Clear
RB 1302 Blue
RB 1303 Green
RB 1305 Grey
51mm x 51mm



RB 40.1
51mm x 51mm



RB 1508.2
51mm x 51mm

RB 40.2
85mm x 85mm

SUPPLIED IN PACKS
OF 30


RB 1550
76mm x 76mm

RB 1304 Clear
60mm x 60mm


RB 1311 Clear
RB 1312 Blue
RB 1313 Green
RB 1314 Grey
51mm x 51mm



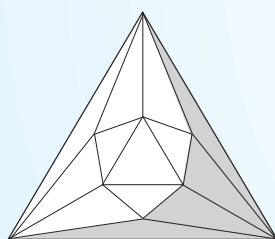
RB 1264
76mm x 76mm x 76mm
RB 1265
76mm x 76mm x 108mm
RB 1268
51mm x 51mm x 72mm
(Triangle - half RB 8.2)



RB 1316 Clear
RB 1317 Blue
RB 1318 Green
RB 1319 Grey
38mm x 38mm

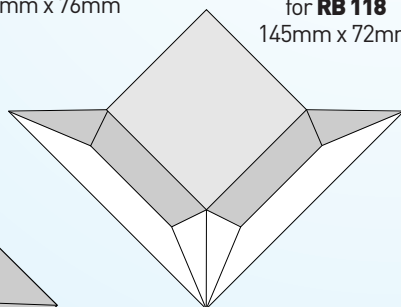


RB 518 Blue
RB 618 Bronze
RB 718 Green
RB 918 Grey
38mm x 38mm

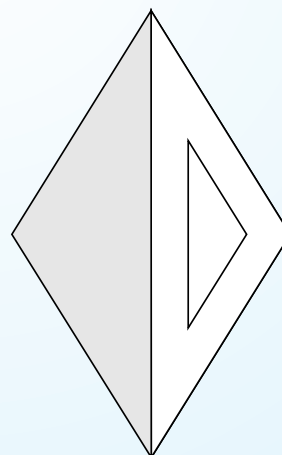


RB 1351 Clear
51mm x 51mm
RB 1356 Clear
76mm x 76mm

RB 131
2 piece extension
for **RB 118**
145mm x 72mm

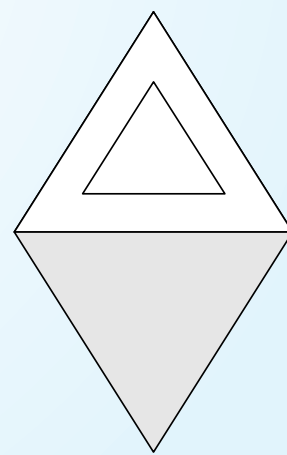


RB 130
2 piece extension
for **RB 8.2**
108mm x 76mm



RB1266.1
74x127x74mm (Half RB1258)

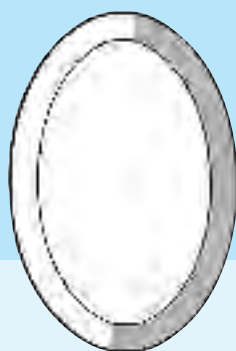
RB1267.1
102x102x178mm (Half RB1260)
Created by horizontally cutting
Diamonds RB 1258 and RB 1260



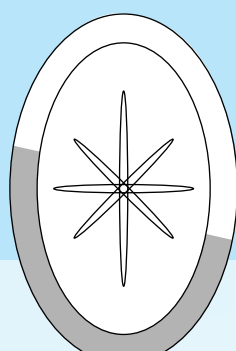
RB1266.2
74x76x74mm (Half RB1258)

RB1267.2
102x101x102mm (Half RB1260)
Created by vertically cutting
Diamonds RB 1258 and RB 1260

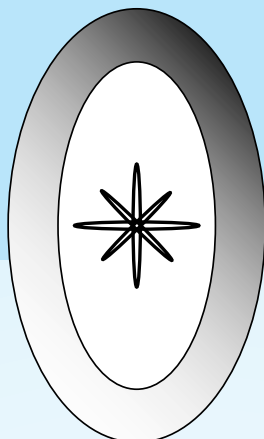
Oval and Circle Bevels



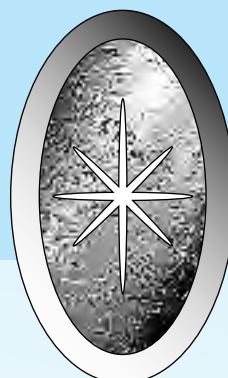
RB 1276
50mm x 100mm



RB 34.1
76mm x 127mm



RB 301RC 85mm x 140mm
Replacement centre for RB 301



RB 434.1
76mm x 127mm



RB 41.1RC
95mm x 163mm
Replacement centre for RB 41.1

RB 1278
76mm x 127mm

RB 1280
101mm x 152mm

RB 1277
152mm x 229mm

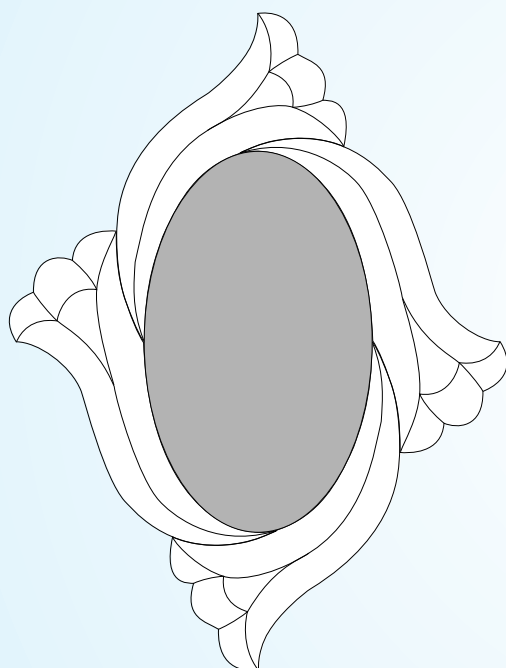
RB 1279
152mm x 279mm

RB 35.1
102mm x 152mm

RB1.1RC 95mm x 163mm
Replacement centre for RB1.1

RB207RC 103mm x 156mm
Replacement centre for RB207

RB 435.1
101mm x 152mm



RB 1278.2L & RB 1278.2R

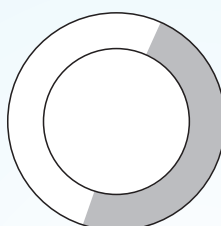
165mm x 218mm
(Clockwise design R illustrated)

4 piece sets available in clockwise (R) and anti-clockwise (L) designs for use with RB 1278, RB 434.1, RB 534.1, RB 734.1 and RB 34.1

RB 1280.2L & RB 1280.2R

198mm x 263mm

4 piece sets available in clockwise (R) and anti-clockwise (L) designs for use with RB 1280, RB 435.1, RB 535.1, RB 735.1 and RB 35.1




RB 1269 38 mm Dia

RB 1270 51mm Dia

RB 1271 76mm Dia

RB 1272 101mm Dia




RB 534.1 Blue
76mm x 127mm

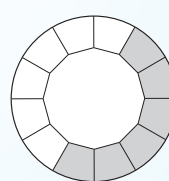
RB 535.1 Blue
102mm x 152mm

RB 734.1 Green
76mm x 127mm

RB 735.1 Green
102mm x 152mm

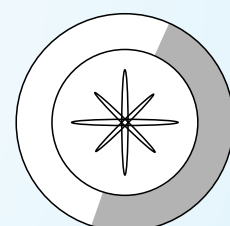


RB 427
51mm Dia

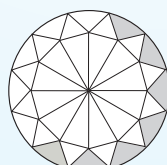


RB 1371 Clear
38mm

RB 1376 Clear
51mm

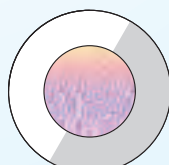


RB 37.1
76mm Dia

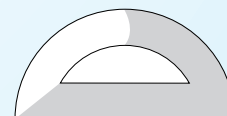


RB 1365 Clear
38mm

RB 1366 Clear
51mm

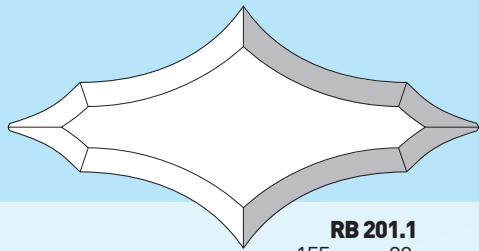


RB 1570
51mm



RB 1273
76mm Diam

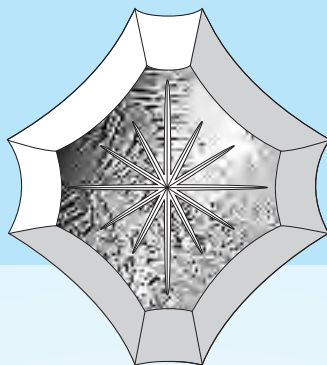
Single Piece Feature Bevels




RB 201.1
155mm x 80mm

RB 76.1
235mm x 100mm

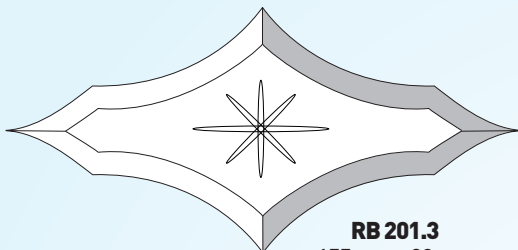
RB 201.2
235mm x 120mm



RB 296 RCGC
105mm x 118mm
Replacement
centre for RB 296



RB 296 RCBL Blue
RB 296 RCGR Green
105mm x 118mm



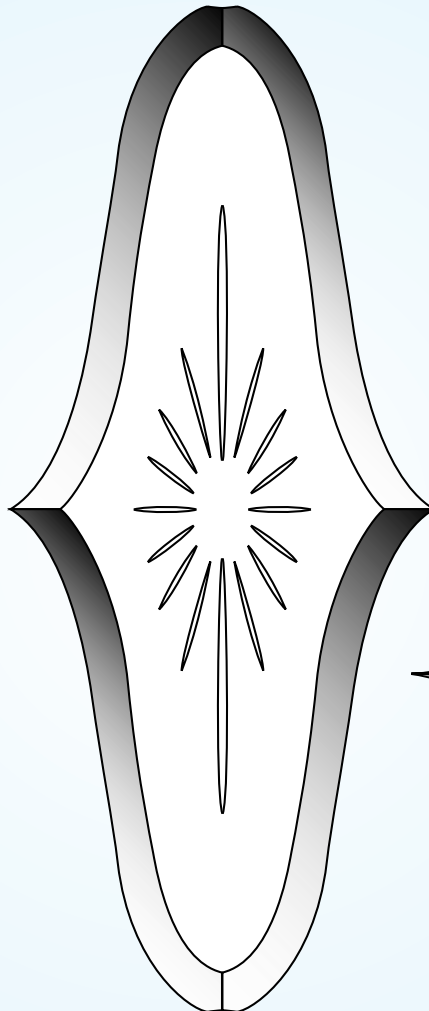
RB 201.3
155mm x 80mm

RB 201.4
235mm x 120mm

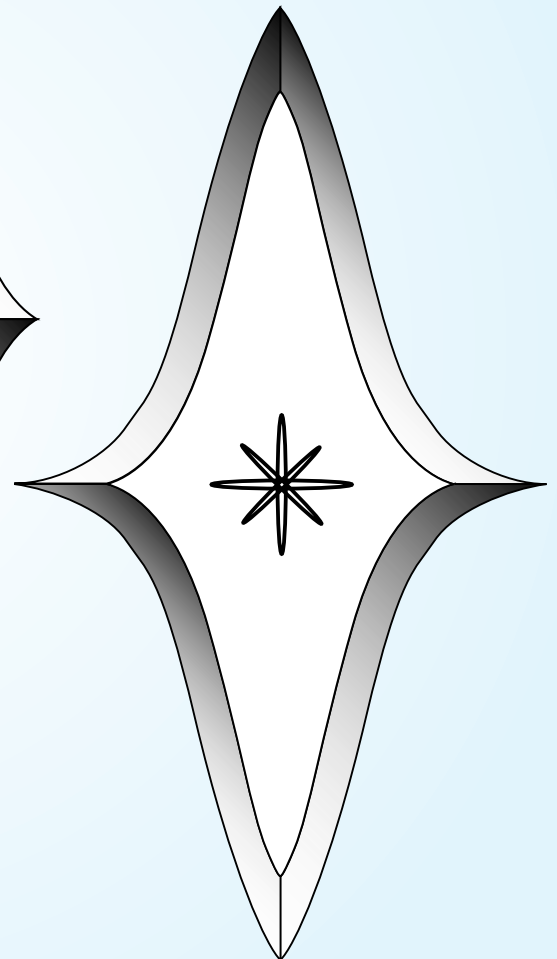


RB 401.3
155mm x 80mm

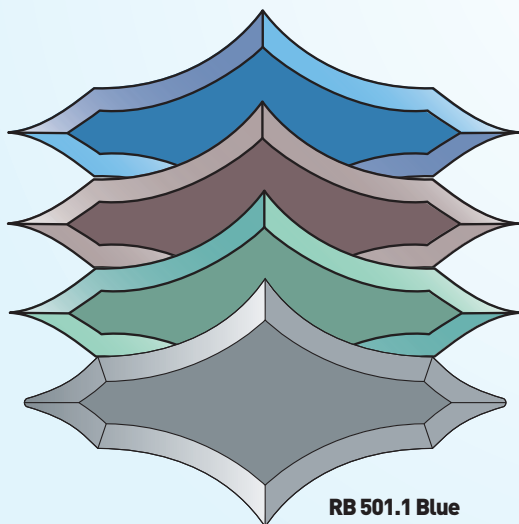
RB 401.4
235mm x 120mm



RB 62.1RC
147mm x 355mm
Centre for RB 62.1

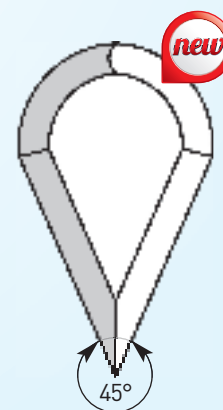
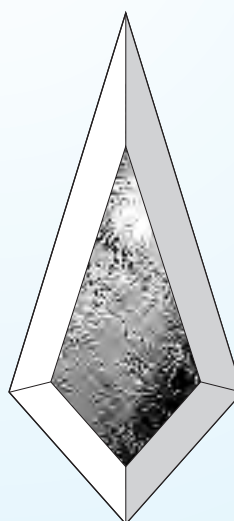
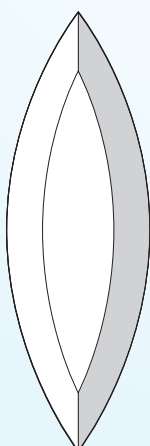
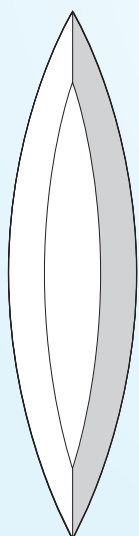
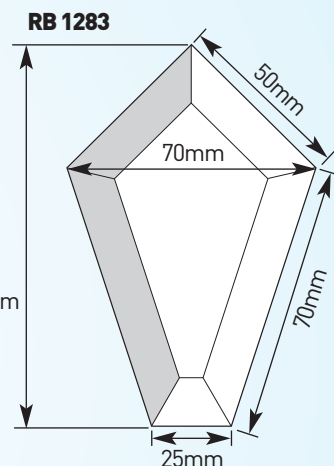
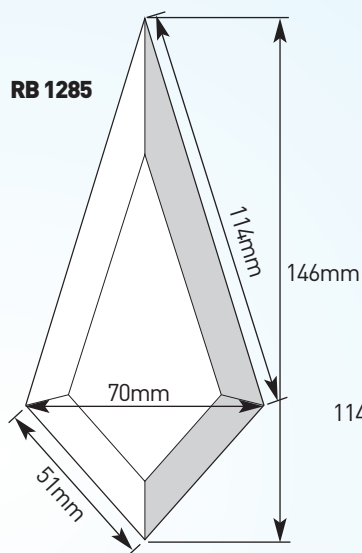
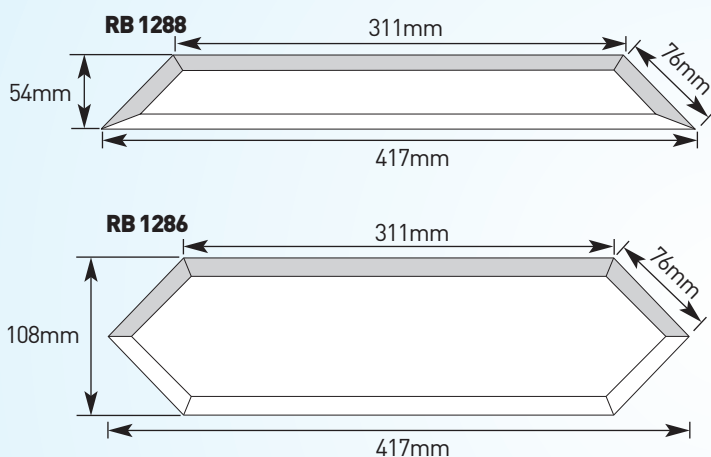
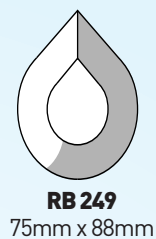
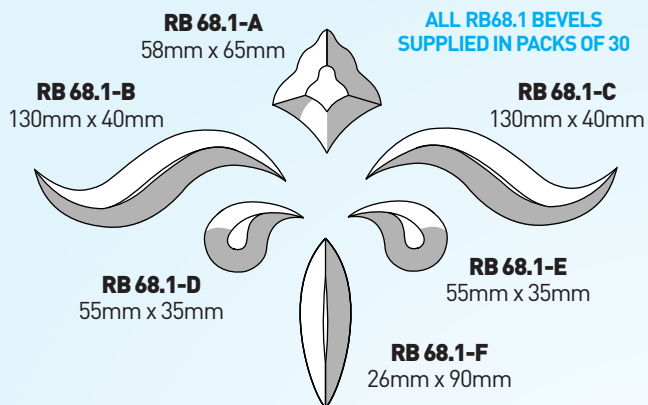
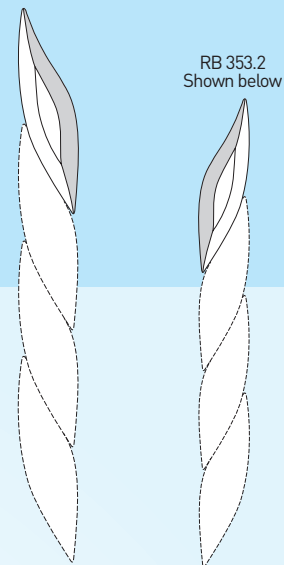
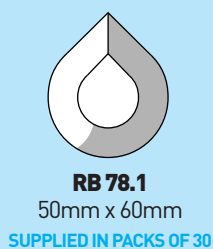
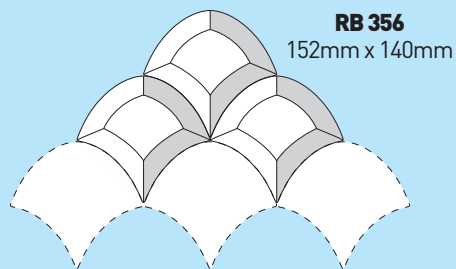


RB 75.1RC
187mm x 345mm
Replacement
centre for RB 75.1



RB 501.1 Blue
RB 601.1 Bronze
RB 701.1 Green
RB 901.1 Grey
155mm x 80mm

Single Piece Feature Bevels



Rega Jewels

Please Note: Glass jewels are hand-made therefore slight variation in colour and small 'seeds' can occur.



Clear




Amber




Amethyst




Aquamarine



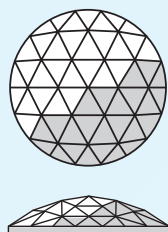
Blue



Green

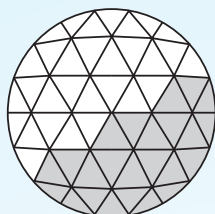


Red



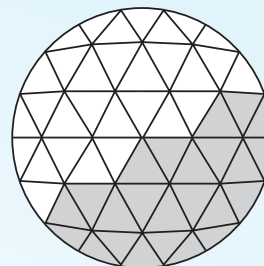
30mm Round

- RJ 30R1** Clear
- RJ 30R2** Amber
- RJ 30R6** Amethyst
- RJ 30R8** Aquamarine
- RJ 30R5** Blue
- RJ 30R7** Green
- RJ 30R10** Red



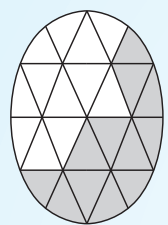
40mm Round

- RJ 40R1** Clear
- RJ 40R2** Amber
- RJ 40R6** Amethyst
- RJ 40R8** Aquamarine
- RJ 40R5** Blue
- RJ 40R7** Green
- RJ 40R10** Red



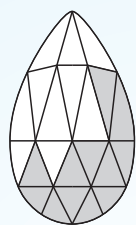
50mm Round

- RJ 50R1** Clear
- RJ 50R2** Amber
- RJ 50R6** Amethyst
- RJ 50R8** Aquamarine
- RJ 50R5** Blue
- RJ 50R7** Green
- RJ 50R10** Red




40mm x 30mm Oval

- RJ 40O1** Clear
- RJ 40O2** Amber
- RJ 40O6** Amethyst
- RJ 40O8** Aquamarine
- RJ 40O5** Blue
- RJ 40O7** Green
- RJ 40O10** Red



40mm x 24mm Teardrop

- RJ 40T1** Clear
- RJ 40T2** Amber
- RJ 40T6** Amethyst
- RJ 40T8** Aquamarine
- RJ 40T5** Blue
- RJ 40T7** Green
- RJ 40T10** Red



35mm Round Plain

- RJ 35P1** Clear
- RJ 35P2** Amber
- RJ 35P6** Amethyst
- RJ 35P8** Aquamarine
- RJ 35P5** Blue
- RJ 35P7** Green
- RJ 35P10** Red

Roundels

Roundels are a common feature in Victorian and Edwardian glass designs and until now, it has not been possible to include these elements into Decorative Overlay glass panels. With our new manufacturing technique, we can now offer the beauty of these 60mm diameter Roundels with the practicality of smooth backs making them ideal for bonding with UV adhesives.



RFUR01 Clear



RFUR02 Amber



RFUR03 Green



RFUR04 Red




RFUR05 Blue



FUSED GLASS TILES

Four unique ranges, designed using the finest glass from across Europe and America, make up our collection of Fusion Tiles. By blending traditional techniques with contemporary designs, our range is the essence of stylish glass decoration.



Fusion Tile Finder

FUSION Square Tiles

CODE	DESCRIPTION	PAGE
RFUS01	60x60mm Dark/Mid/Sky Blue.....	A122
RFUS03	60x60mm Red/Orange/Amber.....	A122
RFUS04	60x60mm Dark/Mid/Sea Green.....	A122
RFUS05	60x60mm Dark/Mid/Sky Blue.....	A122
RFUS07	60x60mm Red/Orange/Amber.....	A122
RFUS08	60x60mm Dark/Mid/Sea Green.....	A122
RFUS09	60x60mm Dark/Mid/Sky Blue.....	A124
RFUS11	60x60mm Red/Orange/Amber.....	A124
RFUS12	60x60mm Dark/Mid/Sea Green.....	A124
RFUS13	60x60mm Dark/Sky Blue.....	A123
RFUS14	60x60mm Red/Amber.....	A123
RFUS16	60x60mm Dark/Sea Green.....	A123
RFUS29	60x60mm Dark/Mid/Sky Blue.....	A124
RFUS31	60x60mm Red/Orange/Amber.....	A124
RFUS32	60x60mm Dark/Mid/Sea Green.....	A124
RFUS37	60x60mm Dark Blue on Clear.....	A123
RFUS38	60x60mm Mid Blue on Clear.....	A123
RFUS42	60x60mm Red on Clear.....	A123
RFUS43	60x60mm Orange on Clear.....	A123
RFUS44	60x60mm Dark Green on Clear.....	A123
RFUS45	60x60mm Mid Green on Clear.....	A123
RFUS46	60x60mm Black on Clear.....	A123
RFUS47	60x60mm Grey on Clear.....	A123
RFUS48	60x60mm White on Clear.....	A123
RFUS49	60x60mm Dark/Mid/Sky Blue.....	A122
RFUS50	60x60mm Dark/Mid/Sky Blue.....	A122
RFUS55	60x60mm Dark/Sky Blue on Clear.....	A124
RFUS56	60x60mm Red/Amber on Clear.....	A124
RFUS57	60x60mm Dark Green/Sea Green on Clear.....	A124
RFUS58	60x60mm Black on Clear.....	A124
RFUS59	60x60mm Grey on Clear.....	A124
RFUS60	40x40mm Dark/Sky Blue on Clear.....	A124
RFUS61	40x40mm Red/Amber on Clear.....	A124
RFUS62	40x40mm Dark/Sea Green on Clear.....	A124
RFUS64	40x40mm Black on Clear.....	A124
RFUS65	80x80mm Dark/Mid Sky Blue with Clear.....	A125
RFUS66	80x80mm Red/Orange/Amber with Clear.....	A125
RFUS67	80x80mm Dark/Mid Sea Green with Clear.....	A125
RFUS68	80x80mm Black/Grey/White with Clear.....	A125
RFUS69	40x40mm Dark Blue on Clear.....	A123
RFUS70	40x40mm Red/Orange/Amber.....	A122
RFUS71	40x40mm Red/Orange/Amber.....	A122
RFUS72	40x40mm Red on Clear.....	A123
RFUS73	40x40mm Dark/Mid/Sea Green.....	A122
RFUS74	40x40mm Dark/Mid/Sea Green.....	A122
RFUS75	40x40mm Dark Green on Clear.....	A123
RFUS76	40x40mm Black on Clear.....	A123
RFUS77	40x40mm Grey on Clear.....	A123
RFUS78	40x40mm White on Clear.....	A123
RFUS79	60x60mm Mackintosh Rose.....	A126
RFUS80	80x80mm Dolphin.....	A126
RFUS81	80x80mm Chilli.....	A126
RFUS82	80x80mm Shell.....	A126
RFUS83	100x100mm Gecko.....	A126
RFUS84	60x60mm Dark/Sky Blue on Clear.....	A125
RFUS85	60x60mm Red/Amber on Clear.....	A125
RFUS86	60x60mm Dark/Sea Green on Clear.....	A125
RFUS87	60x60mm Black/White on Clear.....	A125
RFUS88	60x60mm Clear Textures.....	A125
RFUS89	60x60mm Clear Textures.....	A122
RFUS90	60x60mm Clear Textures.....	A122
RFUS91	60x60mm Clear Textures.....	A124
RFUS92	60x60mm Clear Textures.....	A123
RFUS93	60x60mm Clear Textures.....	A124
RFUS94	60x60mm Clear Textures.....	A125
RFUS101	80x80mm Spirit of Fusion White.....	A127
RFUS102	80x80mm Spirit of Fusion Blue.....	A127
RFUS104	80x80mm Spirit of Fusion Black.....	A127
RFUS110	80x80mm Spirit of Fusion Pink.....	A127
RFUS113	80x80mm Spirit of Fusion White.....	A127
RFUS114	80x80mm Spirit of Fusion Blue.....	A127
RFUS115	80x80mm Spirit of Fusion Black.....	A127
RFUS118	80x80mm Spirit of Fusion Pink.....	A127
RFUS120	60x60mm Black/Grey/Clear.....	A122
RFUS121	40x40mm Black/Grey/Clear.....	A122
RFUS122	60x60mm Black/Grey/Clear.....	A124
RFUS123	60x60mm Black/Grey/Clear.....	A122
RFUS124	60x60mm Black/Grey/Clear.....	A124
RFUS200	40x40mm Pink on Clear.....	A123
RFUS201	60x60mm Pink on Clear.....	A123
RFUS202	40x40mm Purple on Clear.....	A123
RFUS203	60x60mm Purple on Clear.....	A123
RFUS204	40x40mm Dark Purple/Mid Purple/Pink.....	A122
RFUS205	60x60mm Dark Purple/Mid Purple/Pink.....	A122
RFUS206	40x40mm Dark Purple/Mid Purple/Pink.....	A122

CODE	DESCRIPTION	PAGE
RFUS207	60x60mm Dark Purple/Mid Purple/Pink.....	A122
RFUS208	60x60mm Dark Purple/Pink on Clear.....	A125
RFUS210	60x60mm Dark Purple/Pink on Clear.....	A124
RFUS211	60x40mm Dark Purple/Pink on Clear.....	A124
RFUS499	60x60mm Sky Blue on Clear.....	A123
RFUFMS41	40x40mm Mid Blue on Clear.....	A124
RFUFMS42	40x40mm Red on Clear.....	A124
RFUFMS43	40x40mm Mid Green on Clear.....	A124
RFUFMS44	40x40mm Black on Clear.....	A124

FUSION Diamond Tiles

RFUD01	76x127mm Dark/Mid/Sky Blue.....	A128
RFUD03	76x127mm Red/Orange/Amber.....	A128
RFUD04	76x127mm Dark/Mid/Sea Green.....	A128
RFUD05	76x127mm Dark/Mid/Sky Blue.....	A128
RFUD07	76x127mm Red/Orange/Amber.....	A128
RFUD08	76x127mm Dark/Mid/Sea Green.....	A128
RFUD13	101x178mm Dark/Mid/Sky Blue.....	A128
RFUD15	101x178mm Red/ Orange/Amber.....	A128
RFUD16	101x178mm Dark/Mid/Sea Green.....	A128
RFUD17	76x127mm Dark Blue/Sky Blue on Clear.....	A129
RFUD18	76x127mm Orange/Amber on Clear.....	A129
RFUD19	76x127mm Dark Green/Sea Green on Clear.....	A129
RFUD20	76x127mm Black on Clear.....	A129
RFUD21	76x127mm Grey on Clear.....	A129
RFUD22	76x127mm Clear Textures.....	A128
RFUD23	76x127mm Clear Textures.....	A128
RFUD24	76x127mm Clear Textures.....	A128
RFUD25	76x127mm Black/Grey/Clear.....	A128
RFUD26	76x127mm Black/Grey/Clear.....	A129
RFUD27	76x127mm Dark/Mid/Sky Blue.....	A129
RFUD28	76x127mm Dark/Mid/Sea Green.....	A129
RFUD29	76x127mm Red/Orange/Amber.....	A129
RFUD31	76x127mm Black/Grey/Clear.....	A128
RFUD200	76x127mm Dark/Mid Purple/Pink.....	A128
RFUD201	76x127mm Dark/Mid Purple/Pink.....	A129
RFUD202	76x127mm Dark/Mid Purple/Pink.....	A128
RFUFMD1	76x127mm Mid Blue on Clear.....	A129
RFUFMD2	76x127mm Red on Clear.....	A129
RFUFMD3	76x127mm Mid Green on Clear.....	A129
RFUFMD4	76x127mm Black on Clear.....	A129

FUSION Fan Tiles

RFUF09	85x60mm Dark/Mid Blue.....	A128
RFUF10	85x60mm Red/Amber.....	A128
RFUF12	85x60mm Dark/Mid Green.....	A128
RFUF13	85x60mm Mid Blue/Clear.....	A128
RFUF15	85x60mm Amber/Clear.....	A128
RFUF16	85x60mm Mid Green/Clear.....	A128
RFUF17	85x60mm Red/Clear.....	A128
RFUF18	85x60mm Black/Clear.....	A129
RFUF19	85x60mm Grey/Clear.....	A129
RFUF20	85x60mm White/Clear.....	A129
RFUF21	85x60mm Dark Green/Clear.....	A128
RFUF200	85x60mm Purple/Clear.....	A129
RFUFMF1	85x60mm Mid Blue/Clear.....	A129
RFUFMF2	85x60mm Red/Clear.....	A129
RFUFMF3	85x60mm Mid Green/Clear.....	A129
RFUFMF4	85x60mm Black/Clear.....	A129

FUSION Circle Tiles

RFUC 100	30mm Clear/Mid Blue.....	A126
RFUC 101	30mm Clear/Grey.....	A126
RFUC 102	30mm Clear/Mid Green.....	A126
RFUC 103	30mm Clear/Black.....	A126
RFUC 104	30mm Clear/Red.....	A126
RFUC 105	30mm Clear/Purple.....	A126
RFUC 106	40mm Clear/Mid Blue.....	A126
RFUC 107	40mm Clear/Grey.....	A126
RFUC 108	40mm Clear/Mid Green.....	A126
RFUC 109	40mm Clear/Black.....	A126
RFUC 110	40mm Clear/Red.....	A126
RFUC 111	40mm Clear/Purple.....	A126
RFUC 112	50mm Clear/Mid Blue.....	A126
RFUC 113	50mm Clear/Grey.....	A126
RFUC 114	50mm Clear/Mid Green.....	A126
RFUC 115	50mm Clear/Black.....	A126
RFUC 116	50mm Clear/Red.....	A126
RFUC 117	50mm Clear/Purple.....	A126
RFUC 118	30mm Clear/White.....	A126
RFUC 119	40mm Clear/White.....	A126
RFUC 120	50mm Clear/White.....	A126

FUSION LITE Square Tiles

RFULS01	60x60mm Dark/Mid/Sky Blue on Clear.....	A130
RFULS02	60x60mm Red/Orange/Amber on Clear.....	A130
RFULS03	60x60mm Dark/Mid/Sea Green on Clear.....	A130
RFULS04	60x60mm Butterscotch/Almond/Black on Clear.....	A130
RFULS09	60x60mm Dark/Sky Blue on Clear.....	A131
RFULS10	60x60mm Red/Amber on Clear.....	A131

CODE	DESCRIPTION	PAGE
RFULS11	60x60mm Dark/Sea Green on Clear.....	A131
RFULS13	60x60mm Butterscotch on Clear.....	A131
RFULS19	60x60mm Dark/Sky Blue on Clear.....	A131
RFULS20	60x60mm Red/Amber on Clear.....	A131
RFULS21	60x60mm Dark/Sea Green on Clear.....	A131
RFULS22	60x60mm Black/White on Clear.....	A131
RFULS23	60x60mm Butterscotch/Almond on Clear.....	A131
RFULS29	60x60mm Clear Cord on Clear.....	A131

FUSION LITE Diamond Tiles

RFULD01	72x140mm Dark/Mid/Sky Blue on Clear.....	A130
RFULD02	72x140mm Dark/Mid/Sky Blue on Clear.....	A130
RFULD03	72x140mm Red/Orange/Amber on Clear.....	A131
RFULD04	72x140mm Red/Orange/Amber on Clear.....	A130
RFULD05	72x140mm Dark/Mid/Sea Green on Clear.....	A130
RFULD06	72x140mm Dark/Mid/Sea Green on Clear.....	A130
RFULD07	72x140mm Butterscotch/Almond/Black on Clear.....	A131
RFULD08	72x140mm Butterscotch/Almond/Black.....	A131
RFULD16	72x140mm Dark/Sky Blue on Clear.....	A130
RFULD17	72x140mm Red/Amber on Clear.....	A130
RFULD18	72x140mm Black on Clear.....	A130
RFULD19	72x140mm Dark/Sea Green on Clear.....	A130
RFULD21	72x140mm Butterscotch on Clear.....	A130
RFULD27	72x140mm Dark/Sky Blue on Clear.....	A130
RFULD28	72x140mm Red/Amber on Clear.....	A131
RFULD29	72x140mm Dark/Sea Green on Clear.....	A131
RFULD30	72x140mm Black/White on Clear.....	A131
RFULD34	72x140mm Butterscotch/Almond on Clear.....	A131
RFULD41	72x140mm Dark/Mid/Sky Blue on Clear.....	A130
RFULD42	72x140mm Red/Orange/Amber on Clear.....	A130
RFULD43	72x140mm Dark/Mid/Sea Green on Clear.....	A130
RFULD44	72x140mm Butterscotch/Almond/Black on Clear.....	A130
RFULD47	72x140mm Clear Cord on Clear.....	A131

FUSION Vetro Tiles

RVETA07201	40mm Jolly Grand Pale Blue.....	A132
RVETA07202	40mm Jolly Grand Lime Green.....	A132
RVETA07203	40mm Jolly Grand Dark Blue.....	A132
RVETA07204	40mm Jolly Grand Red.....	A132
RVETA07205	40mm Jolly Grand Yellow.....	A132
RVETA07206	40mm Jolly Grand Dark Green.....	A132
RVETA07207	40mm Jolly Grand Turquoise.....	A132
RVETA07208	40mm Jolly Grand Orange.....	A132
RVETA07209	25mm Jolly Piccolo Pale Blue.....	A132
RVETA07210	25mm Jolly Piccolo Lime Green.....	A132
RVETA07211	25mm Jolly Piccolo Dark Blue.....	A132
RVETA07212	25mm Jolly Piccolo Red.....	A132
RVETA07213	25mm Jolly Piccolo Yellow.....	A132
RVETA07214	25mm Jolly Piccolo Dark Green.....	A132
RVETA07215	25mm Jolly Piccolo Turquoise.....	A132
RVETA07216	25mm Jolly Piccolo Orange.....	A132
RVETA50	80x80mm Video 1.....	A132
RVETA85	60x60mm Orizzonte 2.....	A133
RVETA87	85x85mm Acidelle 2.....	A132
RVETA89	85x85mm Valentino.....	A132
RVETB42	40x40mm Damino Bianco.....	A132
RVETB45	60x60mm Pop Art Blu.....	A133
RVETB46	60x60mm Pop Art Rosso.....	A133
RVETB49	60x60mm Orizzonte 3.....	A133
RVETB95	40x40mm Brillante Quadro.....	A132
RVETB129	40x40mm Oro 1.....	A132
RVETB130	40x40mm Oro 2.....	A132
RVETB135	60x60mm Orizzonte 4.....	A133
RVETB137	90x90mm Girolino 2.....	A133
RVETB138	90x90mm Girolino 3.....	A133
RVETB139	90x90mm Girolino 4.....	A133
RVETB141	80x80mm Video 5.....	A132
RVETB182	60x60mm Infinito 4.....	A133
RVETB183	60x60mm Infinito 5.....	A133
RVETB184	60x60mm Infinito 6.....	A133
RVETB185	60x60mm Infinito 7.....	A133
RVETB188	60x60mm Whiteverde.....	A133
RVETB191	60x60mm Whitenero.....	A133
RVETB200	60x60mm Trap White.....	A133
RVETB202	60x60mm Trap Black.....	A133
RVETB203	60x60mm Trap Purple.....	A133
RVETB204	60x60mm Trap Gold.....	A133

FUSION Forma Tiles

RTI6007	60mm Red/Gold.....	A134
RTI6008	60mm Red/Gold.....	A134
RTI6005	60mm Blue.....	A134
RTE6151	60x60mm Black/Gold.....	A134
RTE6157	60x60mm Silver/Gold.....	A134
RTE6150	60x60mm Black/Gold/Red.....	A134
RTF6052	60x60mm Gold/Clear.....	A134
RTI6002	60x60mm Black/Blue/Gold.....	A134
RTE6156	60x60mm Black/Gold.....	A134
RTF6050	60x60mm Amber/Silver.....	A134
RTF6051	60x60mm Amber/Silver.....	A134



Introduction


RegaLead's range of fused tiles was first introduced in 2002, offering customers a simple, cost-effective method of creating contemporary decorative designs without the need for expensive fusing equipment. By drawing inspiration from many beautiful and original styles, our collection has grown and developed, showcasing some of the best fused glass tiles available. Several of our selected ranges incorporate unusual elements to stunning effect, such as gold leaf and Murano glass, making our collection as unique as it is striking.



Fused glass has been around since the middle ages, but has really only entered the market for use in decorative glass panels in doors, windows and cabinets in the last 10 years. The long and technical manufacturing process involved in making large pieces of fused art glass made the products expensive and never really available to the mass market. With our range of fused tiles however, we can now offer a luxury product, manufactured using the same traditional techniques, for a fraction of the cost normally associated with fused glass.


Fused glass is manufactured by slowly heating two or more pieces of glass in a kiln until they start to melt, and then gradually cooling the molten glass in a controlled way so that the pieces anneal and are fused together. To successfully fuse glass, it is essential that glasses which expand at the same rate when heated are used, otherwise long term, the glass can break apart. For this reason we only use fully tested Spectrum™ Glass from the USA in our Fusion and Fusion Lite ranges and Murano glass in the Vetro ranges.

We offer 4 distinct ranges of fused tiles to give our customers the widest range of styles and possible applications...





Made from specialist Spectrum™ Glass, our Fusion range features over 80 designs in complementing colour motifs. Our recent additions to the selection include a new purple range and a collection of clear tiles made from textured glass. These create a stunning 3-dimensional effect and further accentuate the complementing designs. With 6mm thick edges and a polished back surface, our Fusion range of fused glass tiles are perfect for windows and doors, as well as feature pieces on shower screens or mirrors.



3mm Spectrum™
fusing compatible
coloured glass

3mm Spectrum™
fusing compatible
clear glass



As an accompanying range to Fusion tiles, the Fusion Lite collection is similarly manufactured using high-quality Spectrum™ Glass. The range of over 50 Fusion Lite tiles features either diamonds or squares in several transparent colour designs. As a complement to this, a new selection of opaque neutral colours has now been added to the range. With 2-3mm edges and polished backs, these tiles are perfect for many different applications.

Overlay Lead: the thinner edges give the tiles a sharper shape definition than the standard Fusion tiles so they are ideal for applying adhesive lead around. Designers can now incorporate Fusion Lite into overlay panel designs in the same way as glass bevels.



This range brings a touch of luxury Italian style and provides an alternative array of shapes for fused glass tiles. By drawing on the centuries-old techniques of the glass craftsmen of Venice, Vetro tiles are manufactured in Italy using stunning Murano glass. This beautiful range features a collection of transparent tiles and a complementing selection of tiles which contain pieces of Millefiori. This decorative glass technique is unique to the island of Murano and means 'thousand flowers'.



3mm Spectrum™
fusing compatible
coloured glass

3mm Spectrum™
fusing compatible
clear glass



UV Bonding: as with standard Fusion, the Fusion Lite pieces have smooth polished backs so are suitable for UV bonding.



Traditional Lead Comes: the thinner edges also allow the product to be used in traditional lead or zinc comes with a standard 3mm channel. Designers can now effectively combine traditional techniques and contemporary fused glass pieces to create modern leaded light designs

Aluminium Grille Systems:

as the products are dimensionally accurate to within 1mm and have 2-3mm edges, they are ideal for inserting into the increasingly popular decorative grille systems that are available in the market. The angles on the diamonds are 55° and 125° to suit the FBS Profilati grille system.



The newest addition in the fused glass tiles collection, Forma Vidrio is an exquisite range manufactured in Spain. Incorporating beautiful pieces of Gold and Silver Leaf, amongst other elegant motifs, this range comprises of 60mm square and circles in complementary pairs to enhance ease of design.



Fusion Tiles



RFUS 01 60mm



RFUS 03 60mm



RFUS 05 60mm



RFUS 07 60mm



RFUS 04 60mm



RFUS 207 60mm



RFUS 08 60mm



RFUS 205 60mm



RFUS 123 60mm



RFUS 89 60mm



RFUS 120 60mm



RFUS 90 60mm



RFUS 49 40mm



RFUS 70 40mm



RFUS 50 40mm



RFUS 71 40mm



RFUS 74 40mm



RFUS 73 40mm



RFUS 206 40mm



RFUS 204 40mm



RFUS 121 40mm




RFUS 37 60mm




RFUS 38 60mm



RFUS 499 60mm



RFUS 44 60mm



RFUS 45 60mm



RFUS 42 60mm




RFUS 43 60mm



RFUS 13 60mm



RFUS 46 60mm



RFUS 47 60mm



RFUS 48 60mm



RFUS 14 60mm



RFUS 201 60mm



RFUS 69 40mm




RFUS 72 40mm



RFUS 75 40mm



RFUS 16 60mm



RFUS 203 60mm



RFUS 200 40mm



RFUS 202 40mm



RFUS 76 40mm



RFUS 77 40mm



RFUS 78 40mm



RFUS 92 60mm

Fusion Tiles



RFUS 29 60mm



RFUS 09 60mm



RFUS 55 60mm



RFUS 57 60mm



RFUS 31 60mm



RFUS 11 60mm



RFUS 56 60mm



RFUS 210 60mm



RFUS 32 60mm



RFUS 12 60mm



RFUS 59 60mm



RFUS 58 60mm



RFUS 122 60mm



RFUS 124 60mm



RFUS 60 40mm



RFUS 61 40mm



RFUS 62 40mm



RFUS 64 40mm




RFUS 211 40mm



RFUFMS 41 40mm



RFUS 93 60mm



RFUS 91 60mm



RFUFMS 42 40mm



RFUFMS 43 40mm



RFUFMS 44 40mm



RFUS 65 80mm



RFUS 66 80mm



RFUS 67 80mm



RFUS 68 80mm



RFUS 94 80mm



RFUS 84 60mm



RFUS 85 60mm




RFUS 86 60mm



RFUS 208 60mm



RFUS 87 60mm



RFUS 88 60mm

Fusion Tiles



RFUS 83 100mm



RFUS 81 80mm



RFUS 82 80mm



RFUS 79 60mm



RFUS 80 80mm



RFUC 106 40mm



RFUC 110 40mm




RFUC 108 40mm




RFUC 111 60mm



RFUC 109 40mm



RFUC 107 40mm



RFUC 119 40mm



RFUC 100 30mm



RFUC 104 30mm



RFUC 102 30mm



RFUC 105 30mm



RFUC 103 30mm



RFUC 101 30mm



RFUC 118 30mm



RFUC 116 50mm



RFUC 115 50mm



RFUC 112 50mm



RFUC 117 50mm



RFUC 113 50mm



RFUC 114 50mm



RFUC 120 50mm



Spirit of Fusion

These latest additions to the Fusion range incorporate stunning Spectrum Spirit™ glass and come in 4 attractive colourways - Pink, White, Black and Blue with either clear borders or a complementary colour band.



RFUS 113 80mm White



RFUS 118 80mm Pink



RFUS 115 80mm Black



RFUS 114 80mm Blue



RFUS 101 80mm White



RFUS 110 80mm Pink




RFUS 102 80mm Blue





RFUS 104 80mm Black



Fusion Tiles





Fusion Lite Tiles



RFULS 01 60mm



RFULS 02 60mm



RFULS 03 60mm



RFULS 04 60mm



RFULS 09 60mm



RFULS 10 60mm



RFULS 19 60mm



RFULS 20 60mm



RFULS 22 60mm



RFULS 11 60mm




RFULS 13 60mm



RFULS 21 60mm



RFULS 23 60mm




RFULS 29 60mm

Fusion Vetro

Our Vetro tiles are manufactured in Italy using age old-techniques from Murano Glass and add a truly luxurious touch to any project.



A87 80mm Acidello 2



A89 80mm Valentino



A7Z01 40mm



A7Z09 25mm



A7Z03 40mm



A7Z11 25mm



A7Z05 40mm




A7Z13 25mm




A7Z07 40mm



A7Z15 25mm




A50 80mm Video 1



B78 80mm Video 3



B79 80mm Video 4



B141 80mm Aurora



A7Z02 40mm



A7Z10 25mm



A7Z06 40mm



A7Z14 25mm



A7Z04 40mm



A7Z12 25mm



A7Z08 40mm



A7Z16 25mm



B42 40mm
Damino Bianco Clear



B95 40mm
Brillante Quadro



B129 40mm Oro



B130 40mm Oro 2



B182 60mm Infinito 4



B183 60mm Infinito 5



B184 60mm Infinito 6



B185 60mm Infinito 7



B200 60mm Trap White



B202 60mm Trap Black



B203 60mm Trap Purple



B204 60mm Trap Gold



B188 60mm Whiteverde



B191 60mm Whitenero



B45 60mm Pop Art Blu



B46 60mm Pop Art Rosso



A85 60mm Orizzonte 2



B49 60mm Orizzonte 3



B135 60mm Orizzonte 4



B137 90mm Girolino 2



B138 90mm Girolino 3



B139 90mm Girolino 4

Fusion Forma

Fusion Forma is our latest range of fused glass tiles and are designed and manufactured in Spain using some interesting techniques including the use of Gold and Silver leaf. This exquisite range of 60mm squares and circles come in complementary pairs to allow for ease of design.



RTE 6150 60mm




RTE 6151 60mm



RTE 6156 60mm



RTE 6157 60mm



RTF 6050 60mm




RTF 6051 60mm



RTI 6005 60mm



RTI 6007 60mm



RTF 6052 60mm



RTI 6002 60mm




RTI 6008 60mm



INOX ELEMENTS

A stunning new addition to the Overlay range, Inox Elements bring a touch of European style to decorative glass. These original features perfectly complement our collection of Fusion Tiles.



Inox Elements


Our new collection of brushed stainless steel Inox Elements are the perfect alternative feature. With three distinct ranges, these 0.8mm thick elements are suitable for both interior and exterior applications. While creatively accentuating our Fusion Tiles, they can also provide a unique focal point in their own right. Select from our beautiful stainless steel, centre cut-out and half centre cut-out ranges.



IE 001 120 x 200mm
to fit 76 x 127mm diamond tile



IE 010 120 x 100mm
to fit 76 x 127mm diamond tile



IE 008
70 x 142mm
to fit 60mm square tile



IE 009
57 x 114mm
to fit 40mm square tile



IE 002 140 x 140mm
to fit 80mm square tile



IE 006 100 x 100mm
to fit 60mm square tile



IE 007 70 x 70mm
to fit 40mm square tile



IE 003 120 x 120mm
to fit 80mm square tile



IE 004 100 x 100mm
to fit 60mm square tile



IE 005 80 x 80mm
to fit 40mm square tile



IE 011 100 x 100mm



IE 012 75 x 75mm



IE 013 50 x 50mm



IE 014 75 x 75mm



IE 017 70 x 35mm
to fit 30mm circle tile



IE 018 80 x 40mm
to fit 40mm circle tile



IE 019 90 x 45mm
to fit 50mm circle tile



IE 015 50 x 50mm



IE 016
25 x 25mm

Technical and Application

Our range of Inox elements are fabricated from the highest quality Stainless Steel, offering great resistance to all weathering in even the most extreme of conditions. We use only 304 grade Stainless which has extensive corrosion resistance when exposed to a range of environments and should withstand even the most harsh cleaning liquids. It is usually reserved as a marine grade stainless that can withstand temperatures up to 425°C.

Inox Elements should be bonded exclusively with RegaBond Inox UV adhesive which has been specially formulated to work with our high-grade stainless steel elements to give a superior and long lasting bond to withstand exterior applications.

Like all Regalead products, Inox Elements have been tested in our QUV testing facilities for resistance to weathering, cycling between humidity and UV for more than 500 hours our products show little or now effect.



All our Inox Elements are precision laser cut to within .01mm with a perfectly flat back and smooth finished edges to give an exact fit every time. Each individual element has a protective film coating that prevents the grained finish becoming scratched, damaged or coming into contact with adhesive during application. The surface of the element has a beautifully grained finish that accentuates the encapsulated Fusion Tile or RegaBevel.



Inox Adhesive

Our Inox adhesive is designed as a low viscosity, wet wipe adhesive for bonding the small stainless steel elements to a glass surface. The adhesive is designed to leave a liquid excess after initial curing which can be easily removed and cleaned off without damaging the finely textured surface of the Inox Elements.

Please note that Inox adhesive is designed for bonding light weight stainless steel elements and is NOT suitable for bonding heavy metal objects or where a load bearing adhesive is required.



BEVEL BONDING

Considered the most successful and advanced method of bonding bevels to glass surfaces, the UV-Tek system uses either UV or Visible light to produce an ultra-fast cure. Developed by UV-Tek, in conjunction with RegaLead, this system ensures the highest quality bevel bond by curing from underneath and gives a fast, accurate and safe bond every time.



Intro to Bevel Bonding

For over 10 years, RegaLead and UV-Tek have worked in partnership to supply the best adhesives and equipment for the bonding of glass bevels. With over 1000 curing units sold worldwide and in excess of 6 million bevel pieces successfully bonded in the last 10 years, UV-Tek is the market leader in its field.



While there are hundreds of UV adhesives available in the market today, UV-Tek is unique as it was developed with just one application in mind – bonding bevels. During the development stage, the UV-Tek team worked closely with RegaLead in order to understand our customer requirements and the problems they had encountered. This collaboration led to the launch of the UV-Tek system – the first to combine adhesives and equipment, perfectly designed to work with each other.

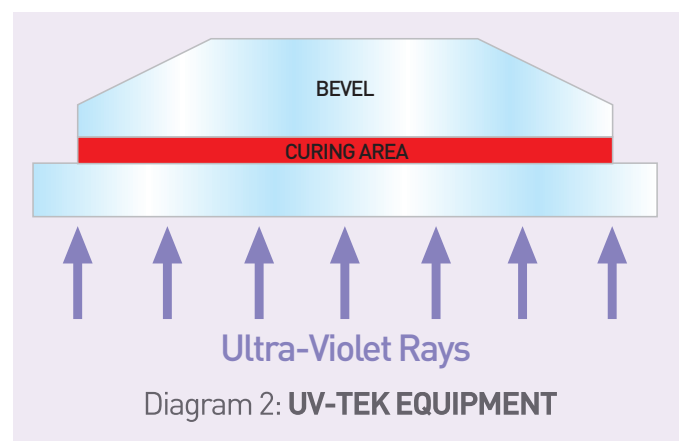
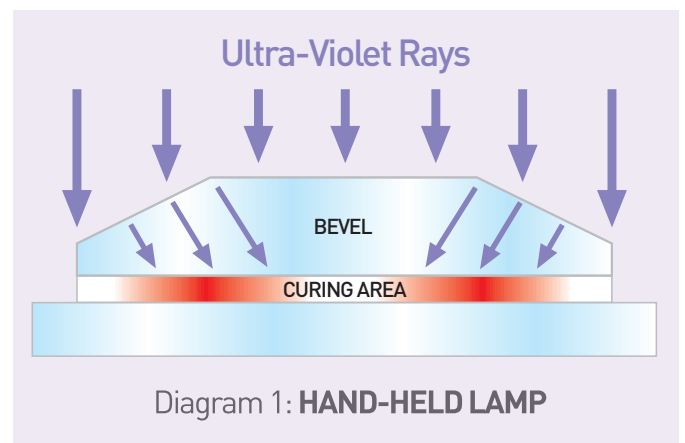
The UV-Tek system is based around an ultra-fast cure UV adhesive with a unique formula and is supported by a CE-approved lightbox curing unit with bespoke templates and accessories. However, what makes it so special is down to two factors: controlled timings and curing from below.

Other systems which rely on above-cure, hand-held lamps have many problems over time with thoroughness and consistency of the cure. This is because curing from above with a hand-held lamp causes an uneven distribution of the UV rays as a result of light refraction through the bevel (see Diagram 1). Ultimately this leads to stresses in the bond line and causes weakness over time. Furthermore, hand-held lamps provide little control over how far the UV light source is from the bond line. As UV light is shortwave – and is very powerful across a short distance – these variations in the distance between the lamp and the adhesive can have major effects on the performance of the adhesive.

However, with the UV-Tek system, consistency of cure is guaranteed as the below-cure ensures there is no interference from refraction (see Diagram 2). Additionally, with the below-cure, the distance to the adhesive is always the same and, as all our luminaries are fitted with electronic timers, the exact amount of UV exposure is guaranteed.

The UV-Tek system is perfect for bonding Fusion Tiles. As the tiles are made from various glass colours, they will transmit UV light at dramatically different rates, or not at all in the case of opaque colours. Therefore, the only way to ensure a good bond is with the UV-Tek system that works from underneath.

The system has been weather and time tested both in the UK and Australia where UV-Tek cure bonded bevel assemblies withstood more than 1000 hours with zero failures when tested to ASTM G53-94 standards.



Adhesive Range

In addition to our flagship UV-Tek range of adhesives, we supply two further, more economical ranges – RegaBond and GlassMaster. With a variety of different properties and application purposes, our three ranges of adhesive cover every possible requirement.



UV-Tek

Developed in conjunction with UV-Tek, this range features, amongst others, the original UV-Tek product, UV116, and UV-Tek's revolutionary rapid cure adhesive, FC700. The majority of the adhesives in this range rely on a UV cure, but visible light bonding is possible with VIS410, demonstrating the flexibility of the UV-Tek system.



RegaBond

Our economical, own-branded range of adhesives caters to a wide selection of applications and requirements. Featuring different viscosity adhesives, as well as a visible light option, RegaBond adhesives are the lower cost method of creating a strong and durable bond.



GlassMaster

The latest addition to the bevel bonding range is our GlassMaster selection of adhesives. These include five different adhesives of varying viscosity levels with options for visible and UV curing. Unlike the other two ranges, GlassMaster adhesives are available in up to 5 litre bottles and with the option of own-label packaging (minimum volumes apply).

Speciality Adhesives

In addition to our extensive range of Bevel Bonding adhesives, we offer two highly specialist adhesives for the bonding of small fused glass tiles and our Inox Elements products.

Inox

Our Inox adhesive is designed as a low viscosity, wet wipe adhesive for bonding the small stainless steel elements to a glass surface. The adhesive is designed to leave a liquid excess after initial curing which can be easily removed and cleaned off without damaging the finely textured surface of the Inox Elements.

Please note that Inox adhesive is designed for bonding light weight stainless steel elements and is NOT suitable for bonding heavy metal objects or where a load bearing adhesive is required. Inox Elements need to be bonded from underneath using UV-Tek equipment.



Fusion

Our specially formulated adhesive for bonding Fusion tiles has added flexibility to allow for the slightly irregular glass surface on the back of the tiles. It is recommended that at least 1mm thickness of adhesive is left on the bond line after application to avoid the possibility of Fusion tiles cracking with movement in the glass substrate.

Please note Fusion tiles should always be bonded with Fusion adhesive and from below with UV Tek luminaires as the opacity of the fused glass surface will restrict uv exposure when curing from above



Adhesive Selector

With our colour-coded chart, it's quick and easy to compare across our selection of adhesives:



	UV-Tek UV116	UV-Tek FC700	UV-Tek VIS410	UV-Tek UV108	RegaBond MV	RegaBond LV	RegaBond Visible
Light	UV	UV	Visible	UV	UV and Visible	UV and Visible	Visible
Viscosity	Medium	Low	Very Low	Medium	Medium	Low	Low
Curing	30 seconds 2 x 15 second exposures	10 – 14 seconds depending on luminaire 2 x 5-7 second exposures	30 seconds 2 x 15 second exposures	30 seconds 2 x 15 second exposures	UV: 30 seconds 2 x 15 second exposures Visible: 90 seconds 2 x 45 second exposures	UV: 30 seconds 2 x 15 second exposures Visible: 90 seconds 2 x 45 second exposures	Laminated Glass: 15-30 seconds depending on thickness 1 x 15-30 second exposures Toughened/Float Glass: 30 seconds 2 x 15 second exposures
Cleaning	Excess cut and peeled off	Excess wiped off	Excess wiped off	Excess cut and peeled off	UV: Excess cut and peeled off Visible: Excess wiped off	Excess wiped off	Excess wiped off
Bottle Size	200g	200g	200g	200g	200g	200g	200g



RegaBond Fusion Tile Adhesive	RegaBond Inox Adhesive	Glassmaster 116 Pro	Glassmaster Safe-to-Bond Pro	Glassmaster MV	Glassmaster LV
UV	UV	UV	Visible	UV	UV
Medium	Low	Medium	Low	Medium	Low
30 seconds 2 x 15 second exposures	30 seconds 2 x 15 second exposures	30 seconds 1 x 10 + 1 x 20 second exposures	40 seconds 2 x 20 second exposures	28 seconds 1 x 8 + 1 x 20 second exposures	28 seconds 1 x 8 + 1 x 20 second exposures
Excess cut and peeled off	Excess wiped off	Excess cut and peeled off	Excess wiped off	Excess cut and peeled off	Excess wiped off
200g	200g	200g 1 litre 5 litres	200g 1 litre 5 litres	200g 1 litre 5 litres	200g 1 litre 5 litres

UV-Tek Luminaries and Equipment

Our selection of UV-Tek luminaries are all fitted with fully digital controls and timers, ensuring an even and consistent cure every time. UV-Tek is exclusively available through RegaLead and its distributors and is firmly established as the leading bevel bonding system on the market today.



FSU Elite

Free Standing Unit

A variable timed exposure unit designed for curing adhesives using UV light. It features separate background lighting for film work and a remote switch for use with the slider rail. Ideal for large bevels.

Curing area approx: 410 x 1220mm | Dimensions: 1830 x 600 x 110mm

Working height: 900mm | Product Code: **RFSUELITE**



Extension Cradle for FSU Elite

Easy to fit, detachable Glass Support Extension Cradle allows safe handling of large sheets of glass up to 2m wide and 1.2m deep (4mm glass) for bevel bonding. Two additional rails hold the glass in place. The Support Rail measures 1.9m wide x 1m deep. Can only be used on latest FSU Elite units (with digital timer and remote).

Product Code: **RUVCRADLE**



BTU Elite

Bench Top Unit

A variable timed exposure unit designed for curing adhesives using UV light. It features separate background lighting for film work.

Curing area approx: 410 x 455mm

Dimensions: 780 x 600 x 110mm

Product Code: **RBTUELITE**

DUE TO BE DISCONTINUED
Available only while stocks last!



DTU 150

Desk Top Unit

A variable timed exposure unit designed for curing adhesives using UV light. Ideal for fanlights and cabinet work.

Curing area approx: 455 x 215mm

Dimensions: 680 x 380 x 60mm

Product Code: **RDTU150**



PCU Adaptor

Transforms 110V power supply to 240V UK supply. Required for customers in USA, Canada, Japan and some central American countries.

Product Code: **RUVPCU**

RegaBond Luminaries and Equipment

Although we recommend UV-Tek equipment for curing from below, we also offer a range of hand-held lamps for customers who are looking for a low-cost option to bevel bonding.



Large 30W Lamp

2 x 15 watt tubes. Top handles for easy movement, detachable legs for easy positioning and simple on/off switch.
Curing area approx: 400 x 90mm | Dimensions: 510 x 120 x 120mm
Product Code: **REXPLAMP30W**



Small 12W Lamp

2 x 6 watt tubes. Top handles for easy movement, detachable legs for easy positioning and simple on/off switch.
Curing area approx: 160 x 75mm | Dimensions: 210 x 100 x 70mm
Product Code: **REXPLAMP**

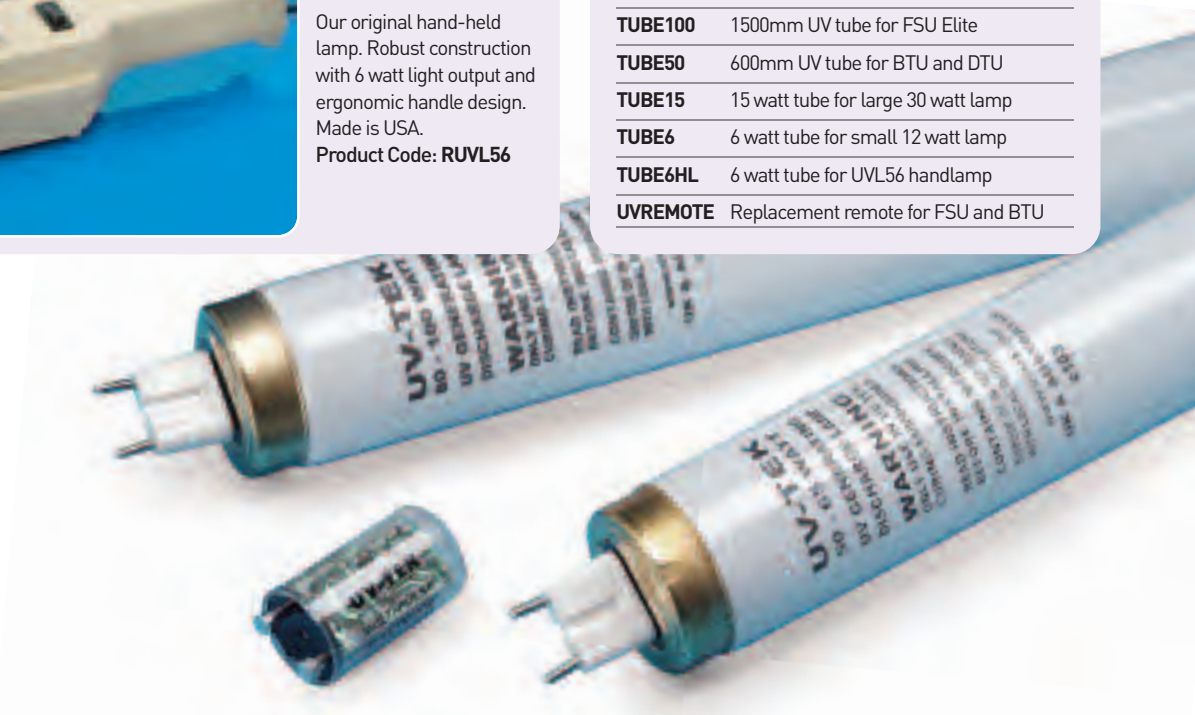


UVL 56 Hand Lamp

Our original hand-held lamp. Robust construction with 6 watt light output and ergonomic handle design. Made in USA.
Product Code: **RUVL56**

Replacement Parts for Luminaires

UVSTART	Starter motor for UV-Tek lamps
TUBE100	1500mm UV tube for FSU Elite
TUBE50	600mm UV tube for BTU and DTU
TUBE15	15 watt tube for large 30 watt lamp
TUBE6	6 watt tube for small 12 watt lamp
TUBE6HL	6 watt tube for UVL56 handlamp
UVREMOTE	Replacement remote for FSU and BTU



Bevel Adhesive Testing

Our bevel adhesives are all designed for outdoor applications and need to withstand the huge variations in temperature and climatic conditions that our worldwide customer base will encounter. When used in conjunction with insulated glass, further stresses are put on the adhesives as the glass surface flexes with the changing air pressure and heat. All our products are put through the same rigorous test procedures and we can confidently offer a 10 year warranty.



Snap Test on Float Glass

A 38mm square Bevel is bonded on to a 4mm float glass strip, and then flexed over a 15mm pivot until the glass breaks. The adhesive only passes if the bevel remains intact with no sign of delamination at all being in evidence.



Flex Test on Toughened Glass

A 51mm bevel is bonded centrally on to a toughened glass pane. The glass is then flexed over a 15mm pivot until the glass touches the table on both sides of the pivot. The adhesive only passes if the bevel remains intact and there is no sign of de-lamination at all being in evidence.



Humidity Test

A bevel design is bonded on to a pane of float glass and placed in a humidity chamber set at 38 degrees Celsius, 95% Relative Humidity for a period of 2 weeks. The bonded bevel is inspected for water vapour penetration.



Heat Resistance

The bevelled glass from the Flex Test on toughened glass is placed on to a wooden frame with the bevel facing downwards. A heat gun is placed less than 10mm from the glass and turned on to full heat. The adhesive will only pass this test if the bevel remains intact for more than 5 minutes.



Deluge Test

A bevel design is bonded on to a pane of float glass and placed in a deluge chamber with the water set at 65 degrees Celsius. A full cycle takes 2 hours, and the adhesive will only pass this test if there is no sign of delamination after a minimum of 3 continuous cycles.



Clarity of Bevels

A bevel design is bonded to a pane of float glass and the unit left in sunlight for 2 hours to photo-bleach. The adhesive will only pass this test if the bevel is optically clear to the naked eye.

TOOLS & ACCESSORIES

The definite collection of tools and accessories necessary for every decorative overlay project. Included in the range are application tools for lead, film and bevel work, cleaning and finishing products and soldering tools.



Cleaning & Finishing



RegaSheen Original

Water based chemical, used to create an aged effect on natural lead profiles.
250ml: **RCAF01**
5 litres: **RCAF02**



RegaSheen Plus

Similar to RegaSheen original, but produces a darker effect.
250ml: **RCAF03A**
5 litres: **RCAF04A**



Patination Oil

Apply to fresh, natural lead to provide a protective film which prevents uneven oxidation.
250ml: **RCAF05**



Bevel UV Adhesive Remover

Iso-propanol based cleaner for removing excess bevel UV adhesive after curing.
1 Litre: **RCAF06**
5 Litres: **RCAF16**



Lead Adhesive Cleaner

Solvent cleaner to remove excess pressure sensitive adhesive from glass after lead application.
250ml: **RCAF07**



UV-Tek Glass Cleaner

Aerosol foaming glass cleaner which is smear-free and compatible with UV curing adhesives. 12 per carton
600ml: **RCAF08**



Wire Wool

Fine grade to remove contamination from glass panels with minimum risk of causing surface damage.
1lb: **RCAF12**



Boss Wipes

High-quality, lint-free paper towels supplied in a box dispenser.
Towel size: 255 x 395mm
400 sheets: **RCAF17**




RegaClean No.1

Specially formulated using Isopropanol for preparation of glass before applying overlay products.
Trigger Spray Bottle (500ml): **RCAF14**
Plastic Container (5 litres): **RCAF15**



Polish and Protect

Wax-based, low abrasive polish and restorer that will bring lead to a brilliant shine and remove surface dirt and small amounts of lead oxide. The 'waxy' residue will give short term protection from tarnishing.
250ml: **RCAF21**



Blue Transport Pads

High-density foam, single-sided adhesive, blue transport pads for glass.
Size: 19 x 23mm. 1000 per roll: **RGLASSPAD**

Application Tools and Materials



Lead Roller

The perfect tool to ensure lead profiles have maximum adhesion to glass.

65mm: **RATM01** | 50mm: **RATM02**



Film Rollers

150mm hard rubber roller and 75mm soft rubber roller for film application.

150mm: **RATM05** | 75mm: **RATM06**



Film Application Solution

Iso-propanol/water based solution to enable fault-free application of films.

1 litre: **RATM09**



DIY Boning Peg

Finishing tool for lead profiles, to seal the edge and crimp at crossovers.

RATM03



Teflon Boning Peg

Our professional grade boning tool can be re-sharpened and is a must for the professional Overlay artist.

RATM19




Heavy Duty Craft Knife and Blades

High quality scalpel knife for accurate cutting of films.

Knife: **RATM12**

Blades (5 pack): **RATM13**



Film Applicators

Turbo Pro for small film pieces. Hard edge for larger areas.


A Turbo Pro: **RATM08**

B Hard Edge: **RATM07**



Combination Tool

A fantastic roller and film applicator in one. The 6" wide hard applicator is ideal for laying both Stained Glass Art Film and CadBlast vinyl. **RATM22**



Safety Blades

General purpose, single-edged safety blades for trimming lead, film and removal of adhesives.

100 per box: **RATM10**



Safety Blade Holder

Neat holder to ensure safer use of single-edged blades.


RATM11



UV-Tek Superknife

Double-edge knife, perfect for removing excess adhesive between bevels. Features changeable blades.

Knife: **RUVSKNIFE** | Blades (10 pack): **RUVSKBL10**



Trim Tool and Blades

Removes excess paint, stickers and adhesive from windows.

Trim Tool: **RATM16**

Trim Tool Blades (5 pack): **RATM15**

Soldering Equipment and Accessories



Weller Soldering Iron

100 watt, temperature-controlled, professional, multi-purpose soldering iron for fast soldering of all types of decorative glass leadwork.
RSOL01



Soldering Iron Stand

For resting the soldering iron, includes built-in sponge tray.
RSOL02



Soldering Tips

7mm wide for general use.
4mm wide for more detailed work.
7mm: **RSOL03**
4mm: **RSOL04**



Sal Ammoniac Tinning Block

For cleaning and tinning soldering iron tips.
RSOL05



Powerflow Flux

Paste flux for use with solder.
350g: **RSOL06**



Bakers No.3 Flux

Liquid flux, easy clean, for use with solder.
250ml: **RSOL07**



Solder

60% tin/40% lead solder. The higher tin content allows the solder to flow easier and gives a cleaner looking joint.
1kg/18 Sticks: **RSOL08**



Fume Trap

The Fume Trap™ provides a safe soldering environment by drawing fumes away for the person soldering and traps them in a disposable activated carbon filter.
Fume Trap: **RSOL09**
Replacement Filter: **RSOL10**

Designer Glass Clips



Window Glazing Clip

For installation of glass in front of existing glazing. Up to 6mm glass thickness. Packed in 25s.
RATM20



Cabinet Glazing Clip

For flush fitting of glass into up to 12mm in recessed cabinet glazing. Packed in 50s.
RATM21

PPE



UV Goggles

UV protective goggles for use when working with UVtek and RegaBond bonding equipment.
RUVSPECS




Latex Gloves 100 Box

Powder free, high-quality, latex gloves to protect against chemicals, adhesives and solvents.
Medium: **RCAF10** | Large: **RCAF11**



SOFTWARE SOLUTIONS

The definite collection of tools and accessories necessary for every decorative overlay project. Included in the range are application tools for lead, film and bevel work, cleaning and finishing products and soldering tools.



Introduction

RegaLead can offer the complete solution for decorative glass designs. Our fully integrated system combines drawing software, with computerised plotting and cutting equipment, making it easy to create beautiful designs for stained glass, overlay and sandblasting.



We're pleased to provide a choice of two software packages, GlassEye and WinPCSign Pro, each with unique features suited to different decorative requirements. Both packages benefit from a range of advanced functions, designed to optimise production efficiency and improve design flexibility. Complementary design CDs are available for both GlassEye and WinPCSign Pro, which drastically expands the vast design libraries that are a feature of the software packages.

Translating a design on our software to a design on glass couldn't be easier. A feature of our advanced software package allows images to be exported directly to our plotting and cutting equipment. We have two ranges of plotting and cutting equipment, our APD plotters and our more economical CadBlast plotters, which come in a selection of sizes to suit specific decorative needs.

Creating beautiful decorative designs could not be easier with our simple and cost-effective design system!

Software Design Solutions



Developed in conjunction with the specialist software house Dragonfly, GlassEye is the ultimate design, production and sales tool. Popular with both large and small studios worldwide, GlassEye software provides the key competitive advantage in the decorative glass market.

GlassEye is based on a CAD drawing system and benefits from a host of built-in features, including huge libraries of stained glass colours, RegaBevels and hundreds of leaded glass designs. We offer a variety of ways to expand these fantastic features, including free library updates with the release of new overlay products and a large selection of design CDs. While adapted to suit the requirements of the Overlay market, GlassEye can also be used as a design tool for sandblasting and traditional leaded panels.

GlassEye - Technical Support

Training and Assistance: An extensive user's manual is provided with each edition of the software, which contains a step-by-step design tutorial and training video. On-site training and assistance is available for UK and Irish customers.


Additional Licenses and Upgrades: All GlassEye editions are licensed to run on an individual PC (or Mac). Professional and Professional Plus operate on license keys and Enterprise operates on a hardware key. Additional licenses and hardware keys can be purchased to run the software on an additional PC. Additional Enterprise keys are available from Dragonfly Software.

Upgrades between GlassEye editions are available, as is a free 30 day trial of GlassEye Professional.

There are three editions of GlassEye to choose from - Professional, Professional Plus and Enterprise:




GlassEye Professional Edition

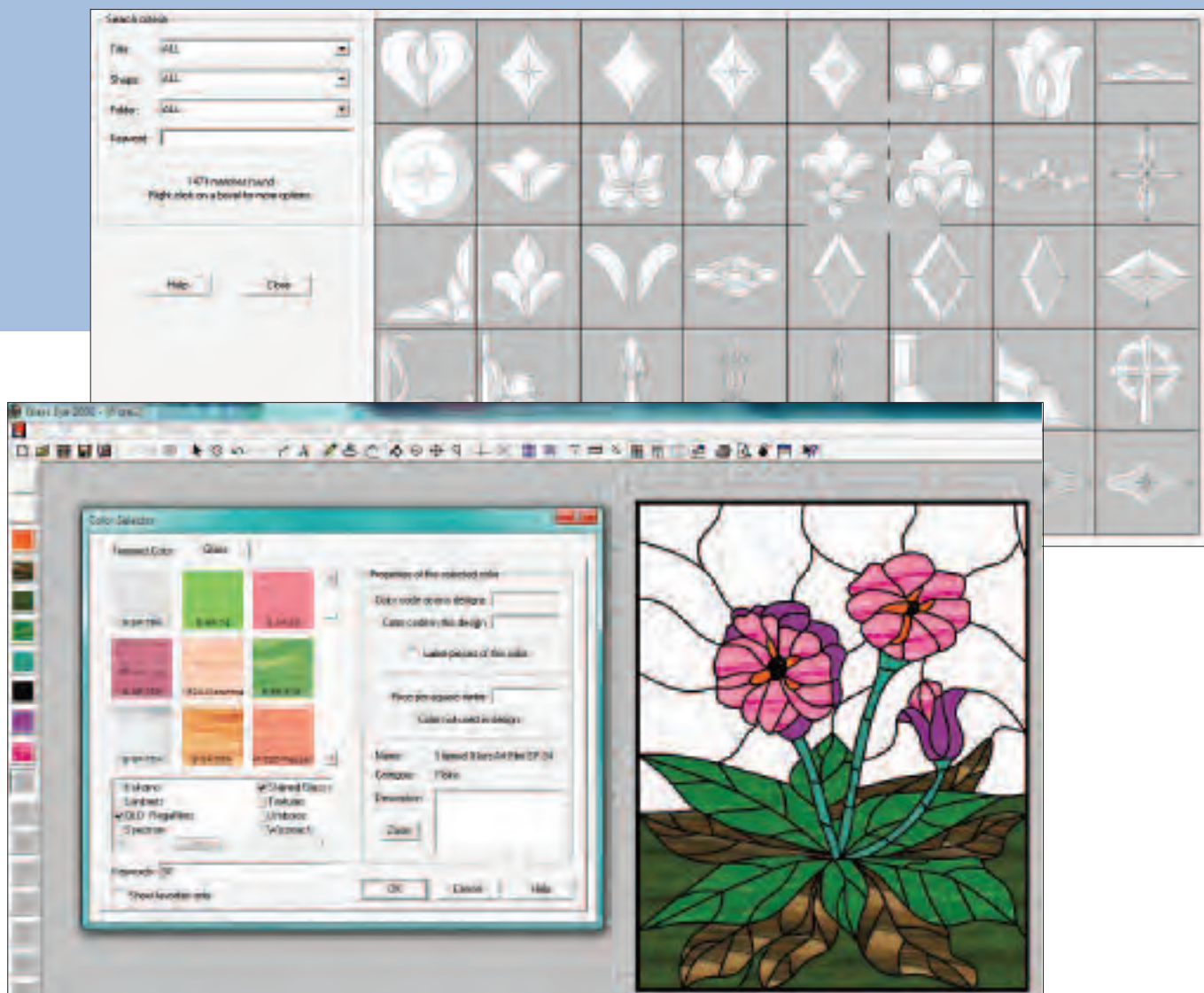


Library Features

Design Library: GlassEye comes with over 400 pre-drawn and coloured overlay designs from some of the world's leading stained glass designers, which are ready for use or easily editable using the simple drawing and design tools. All the RegaLead Fanlight and Door designs are supplied on a CD to expand the design library and are updated regularly free of charge.

Bevel and Fusion Library: GlassEye features a library of over 700 bevels, which includes all the latest bevels, drawn to size and ready to use, and the Fusion and Fusion Lite ranges. The bevel library is updated free of charge whenever a new RegaBevel brochure is launched.





Stained Glass Art Film Library: GlassEye's colour selector function allows designs to be created using solid colours or real representations of glass or film. Most of the ranges by the major US glass factories are included in the extensive library. The full colour range of RegaLead Stained Glass Art Film is supplied on CD to expand the pre-loaded colour library.

Additional Tools

Importing Designs: Images can be imported in a variety of ways to aid the creation of original designs, including from a digital camera, JPEG and BMP files, or scanned from a photograph or book.

Drawing Designs: Drawing tools and design aids make creating shapes and arcs easy, while rotating, reflecting, erasing, copying, repeating and re-sizing images is fast and simple.

Adding Text: Each piece of glass and film can be automatically labelled by colour or location when selected, and additional notes can be added anywhere on the design e.g. customer details or production notes.



Costing and Usage: As a function of GlassEye, the Properties File can calculate glass, film and lead usage, material costs, wastage and profit. This information can be printed as a notepad.

Printing: Designs can be easily set to print in a variety of ways including A4 or full size, in colour or line only and labelled or unlabelled. Prints can also be scaled.

Exporting Designs: Designs can be exported in many file formats as GlassEye supports JPEG, TIFF, BMP and DXF amongst others. Image resolution can be varied for exporting files.



GlassEye Professional Plus and Enterprise Editions

GlassEye - Professional Plus Edition

Professional Plus has all the features of the Professional Edition with several additional functions:

Auto Trace: Professional Plus will automatically trace and convert any scanned or imported line drawings into a GlassEye drawing. Additionally, text will also be converted to lines allowing it to be coloured.

Display Measurements: Height, radius and angle size can be displayed during drawing, as well as keyboard entry of locations and sizes.

Tailor-made Shortcuts: Shortcut menu can be customised

Import Facilities: Vector files, such as DXF, DWG, EMF and WMF, can be imported for compatibility with AutoCAD and CorelDraw.

GlassEye - Enterprise Edition

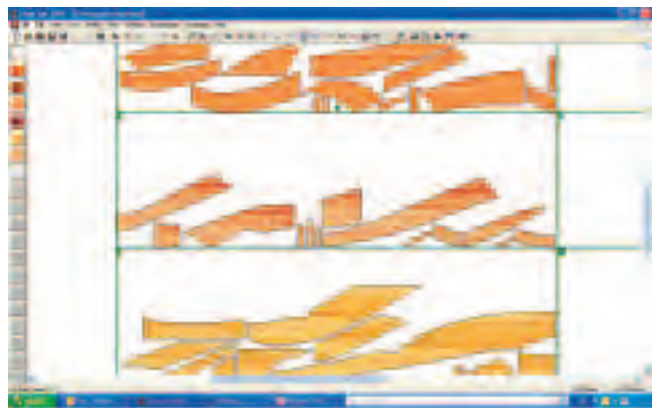
Enterprise Edition benefits from all the features of Professional and Professional Plus, in addition to several more advanced functions:

Integrated System: Enterprise has the facility to output designs to plotting and cutting devices, enabling Stained Glass Art Film, signwriting materials and sandblast resists to be cut on a plotter. This is achieved by adding HP-GL or DP/PL support to GlassEye files.

Plotting: Designs can be separated into individual pieces and grouped by colour for plotting. Pieces can be automatically grouped (nested) tightly, loosely or not at all. Grouped pieces can be re-arranged manually to optimise material usage and rotated to follow the grain or pattern direction of material.

Exporting Files: Designs can be exported in DXF, DWG, EMF and WMF formats.

See pages
A160 - A161
for Plotter
Solutions



Our integrated system, comprising software and plotting equipment, makes design for decorative glass overlay, traditional stained glass and fusing simple.

	Professional Edition	Professional Plus Edition	Enterprise Edition
Straight lines, curves, and arcs; elliptical and polygonal shapes	■	■	■
Resize, offset, rotate, scale, stretch, nudge, flip, and reflect	■	■	■
Grids, crosshairs, and rulers	■	■	■
Line colour and style; face width and heart thickness	■	■	■
Materials usage calculator	■	■	■
Group and ungroup	■	■	■
Pattern library of over 400 designs, browsable by title, artist, style, category, shape, and keywords	■	■	■
Textured colours (solid colours with glass textures applied)	■	■	■
Customizable shortcut menus and hot keys	■	■	■
Draw your design on top of an imported image	■	■	■
Over 3200 realistic glass samples from Armstrong, Bullseye, Casimir, Gecko, Kokomo, Lamberts, Spectrum, Uroboros, Wissmach, and Youghiogheny	■	■	■
Add your own glass samples	■	■	■
Assign names and prices to glass and textured colours	■	■	■
Text in unlimited fonts and colours	■	■	■
Export and print selected design elements	■	■	■
AutoTrace Background: automatic conversion of imported or scanned line drawings		■	■
AutoTrace Text: automatic conversion of text into outlines so that letters can be filled with colour, rotated, etc.		■	■
Display measurements such as height, width, radius, and angle during drawing operations		■	■
Direct output for plotters, cutters and blasters			■
Piece separation and nesting for plotter/cutter media			■
Import file types	BMP, EMF, GIF, JPEG, PCX, PNG, TIFF, TWAIN, WMF	BMP, DWG, DXF, EMF, GIF, JPEG, PCX, PNG, TIFF, TWAIN, WMF	BMP, DWG, DXF, EMF, GIF, JPEG, PCX, PNG, TIFF, TWAIN, WMF
Export file types	BMP, DXF, EMF, GIF, JPEG, PCX, PNG, TIFF, WMF	BMP, DXF, EMF, GIF, JPEG, PCX, PNG, TIFF, WMF	BMP, DM/PL, DWG, DXF, EMF, GIF, HP-GL, JPEG, PCX, PNG, TIFF, WMF



Design CDs: Overlay and Stained Glass

We offer a large selection of CDs containing hundreds of stained glass and overlay designs for use with GlassEye software. These beautiful designs can be used as they are, or reformatted using the extensive colour and bevel libraries available on GlassEye. Designs are in .eye / .jpg / .tif formats.

Paned Expressions

Paned Expressions Studios have been established as one of the top design studios in the USA for many years and have a large collection of design CDs, containing hundreds of stained and overlay glass designs, for use with the GlassEye software.



Our Favourite Patterns

Over 100 designs from Nature & Animals to Fantasy & Flowers.

Product Code: **RPEXCDAV**



In Full Bloom 1

Over 80 patterns. Everything blooming in entryways, firescreens, fanlamps, lanterns and panels.


Product Code: **RPEXCDBLM**



In Full Bloom 2

Over 70 beautifully detailed floral designs.


Product Code: **RPEXCDBLM2**



Tradition

Over 100 patterns from Victorian, Art Nouveau, Art Deco, Arts and Crafts to Tiffany and Prairie designs.

Product Code: **RPEXCDTRAD**



Water, Water Everywhere

Over 70 patterns for fish, shells, beaches, dolphins, waterfalls and river life.

Product Code: **RPEXCDWAT**



Into Africa

Everything African. Wild animals, tribal life, fantastic landscapes. Over 80 patterns. The first of its kind.

Product Code: **RPEXCDAFR**



Nature's Bounty 1

Over 100 patterns of animals, landscapes, seascapes, everything Mother Nature gives in abundance.

Product Code: **RPEXCDBTY**



Screen Gems

Over 80 patterns for room dividers, privacy screens and fireplace screens.

Product Code: **RPEXCDGEM**



Orient Expressions

Over 70 patterns for oriental inspired designs - birds, trees and flowers, mountains and people.

Product Code: **RPEXCDOR**



Mirror Image

Over 90 mirror patterns of various shapes and sizes from modern to contemporary designs.

Product Code: **RPEXCDMIR**



From Russia with Love

More than 70 patterns designed in Russia for floral, abstract, classical, geometric and traditional patterns.

Product Code: **RPEXCDRUSSIA**



Pure Fantasy

Over 50 patterns of Dragons, Wizards, Trolls, Fairies, Gnomes. A complete collection of fantastic creatures.

Product Code: **RPEXCDFAN**



West by SouthWest

Much requested collection of Indian design and Western themed patterns. Over 80 patterns included.

Product Code: **RPEXCDWST**



Oceans and Islands

Over 60 patterns - all tropical beauties. Florals, Island Scenes, under the water and on the water

Product Code: **RPEXCDOCE**

British Legacy

Compatible with GlassEye, these beautiful patterns in this collection are historically accurate representations of 19th and 20th century European stained glass windows.



British Legacy 1

This unparalleled compilation features 76 designs originally created between 1840 and 1925. Included are several unique period designs such as a dramatic Galleon design from 1902, a Deco landscape, a highly detailed peacock with over 325 pieces and a fantastic Chinese dragon.

Product Code: **RDFLYCDBL1**



British Legacy 2

Includes a variety of sailing vessels, landscapes, birds and windmills accompanied by heraldic shields and elegant traditional Victorian, Edwardian, Art Nouveau, Art Deco and British Arts and Crafts motifs.

Product Code: **RDFLYCDBL2**



British Legacy 3

76 designs taken from original windows in churches, businesses, and private homes. Included are knights in armour, classic shields of heraldry, a dozen magnificent Mackintosh rose patterns, some stunning flower trellises and traditional period designs from the Victorian and Edwardian eras.

Product Code: **RDFLYCDBL3**

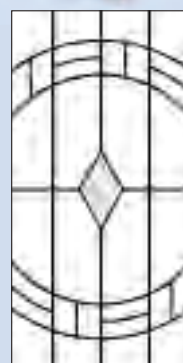
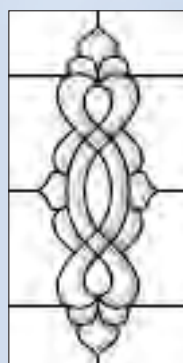
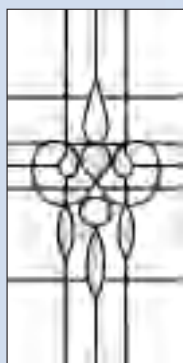


Cabinet Designs

Much requested collection of over 80 Indian design and Western themed patterns.

CD & Book: **RBROCDCD**

Book Only: **RBROCDAB**



Additional Design CDs



Japanese Style

60 colourful Japanese designs of landscapes, samurai warriors, geishas, pagodas, bamboos, blossoms and other flowers.

Product Code: **RVITCDJAP**



Decorative Options

All the designs from our 40 page retail support brochure. Includes full costing programme in Excel and high quality, photographic images. **FREE**

Vinyl Plotters

We offer high performance, vinyl-resist cutters, from Advanced Plotting Devices and also supply our own-branded, economical CadBlast plotter. They are suitable for cutting all our sandblast resist vinyls and Stained Glass Art Films and are compatible with a wide range of software packages.

APD 3000 Vinyl Plotter

With a range of 3 machines, we can cater for all budgets and requirements. We have worked with APD for many years and know the pedigree of the machine with hundreds of installations worldwide.

APD plotters are capable of cutting up to 2mm thick material and running at speeds of 1100mm/second, making it ideal for the high volumes producer or customers looking to cut extra thick, specialist films easily.

With the easily interchangeable knife and pen attachments, the APD plotters can also produce full size drawings generated by GlassEye Enterprise or other vector based files such as Corel Draw and Adobe Illustrator.



	Maximum Cutting Area	Maximum Material Width	Leg Stand	Dimensions W x D x H (mm)	Software Language Driver	Warranty
APD 2400	600mm	685mm	Optional	250 x 250 x 825	Compatible with all graphics software using HP-GL format	2 years limited warranty
APD 3000	750mm	840mm	Standard	250 x 250 x 978		
APD 4000	1000mm	1105mm	Standard	250 x 250 x 1257		



CadBlast CB 4800 Vinyl Plotter

Our own branded CadBlast cutter is ideal for customers looking for an economical solution to vinyl cutting and who wish to cut larger media. With a cutting width of up to 1220mm and steel rollers which prevent slipping on material lengths up to 3m, the CB 4800 is ideal for cutting large resists and its 40mm x 80mm high resolution backlit screen and easy to use controls, make it ideal for customers who are new to vinyl cutting.

	Maximum Cutting Area	Maximum Material Width	Leg Stand	Dimensions W x D x H (mm)	Software Language Driver	Warranty
CB 4800	1200mm	1300mm	Standard	270 x 265 x 1530	Compatible with all graphics software using HP-GL format	1 year

Vinyls and Papers

Sandblast Vinyl 90µm

Available in Pale Grey transparent. Ideal for surface blasting. Commonly used for acid etching. Film has good 'see through' properties to aid positioning.

Product Code	Description
CBV 90-06150(2)	61cm x 50m (2 rolls)
CBV 90-12250	122cm x 50m
RSMGRYL	76cm x 50m & 46cm x 50m

Sandblast Vinyl 160µm

Available in Black. Ideal for intermediate blasting. Also suitable for use with ColorSpray.

Product Code	Description
CBV160-06125	61cm x 25m
CBV160-12225	122cm x 25m

Sandblast Vinyl 280µm

Available in Blue. Suitable for deep sandblasting. Soft vinyl with added flexibility.

Product Code	Description
CBV280- 06125	61cm x 25m
CBV280-12225	122cm x 25m

Sandblast Vinyl 300µm

Available in Grey. Suitable for deep sandblasting of glass. Rigid type.

Product Code	Description
CBV300-06125	61cm x 25m

Drawing Paper


120gsm bright white drawing paper for all pen plotting requirements.

Product Code	Description
RPLOTPAPER	61cm x 30m

Application Paper

100micron application tape to aid in applying vinyl cut resists.

Product Code	Description
RAPTEWHT	61cm x 100m



Plotter Spare Parts



APD Plotter Pens

Red: **RPLOTRPN1**
Blue: **RPLOTBLPN1**
Black: **RPLOTBKPN1**



APD Blade Holder

APDHOLDER



APD Teflon Strip

APDSTRIP30



Plotter Blades

45° Knife Blade: **RPLOT45KNIFE1**
60° Knife Blade: **RPLOT60KNIFE1**



CadBlast Plotter Pen

CBPLOTBLPEN



CadBlast Plotter & PenHolder

CBHOLDER



CadBlast Teflon Strip

CBSTRIP48



Notes

Terms & Conditions of Sale

The following terms apply to all contracts in which RegaLead Limited ('the Company') acts as the seller.

1. Orders

Orders will not be accepted on a sale or return basis and shall be for the minimum quantities published by the company from time to time.

2. Payment

Payment is due 30 days from the end of the month of invoice, subject to credit account approval.

3. Delivery

- (1) If there is a delay in delivery because of acts or omissions of the buyer. The buyer shall be responsible for any increased costs which the Company shall incur as a result.
- (2) The Company will take all reasonable steps to deliver within a reasonable time, or if a specific date for delivery has been agreed on that date, but it will not be responsible for the consequence of any failure so to do unless it has been agreed in writing

- when the contract was made that the time for delivery shall be of the essence.
- (3) No claims by the buyer against the Company shall be valid unless notified to the Company in writing within the following limits:
 - a) In the case of short delivery within 5 days of delivery.
 - b) In the case of loss or non delivery of the whole of a consignment within 14 days of:-
 - i) Being notified by the Company that the goods are in transit or,
 - ii) The date of the Company's invoice, whichever is the earlier?

4. Defects

If any goods supplied by the Company shall be defective in quality or in quantity or in any other way, then the Company will, at its discretion, either replace the goods or refund (give a credit note for) the purchase price but shall not be under any further liability.

5. Risk and Title

- (1) The risk in any goods supplied by the Company shall pass to the buyer on delivery to the buyer.
- (2) **The ownership of any goods supplied by the Company shall not pass to the buyer until the goods have been paid for in full.**

6. Prices

Any prices quoted in any price list, catalogue or advertisement of the Company shall only be for the guidance of buyers and shall not constitute an offer to sell at those prices. The contract price, unless otherwise specifically agreed, shall be calculated in accordance with the Company's price list and payment terms in force on the date of despatch of the goods which may be altered by the Company at any time without notice.

Delivery Terms and Conditions

RegaLead Delivery Charges – Tariff From 2nd March 2009 Minimum Order Value £25.00 + Vat		MINIMUM ORDER CARRIAGE PAID	SMALL ORDER CARRIAGE CHARGE		STANDARD DELIVERY SERVICE
UK Mainland	CadRam Resins, ColorSpray	£95.00	£7.50		2 - 3 Days
	Films, Bevels Solder, Ancillaries	£50.00	Order Value below £25.00 £5.50	Order Value £25.00 - £49.99 £2.95	Next day by 5:00pm
Ireland Isle of Wight Isle of Man Jersey	CadRam Resins ColorSpray	£250.00	£15.00		2 - 3 Days
	Films, Bevels Solder, Ancillaries	£100.00	£15.00		2 - 3 Days
Export	All Products	£250.00 F.O.B. Under £250 Ex Works	N/A		TBA

Lead Strip* UK & Ireland		DELIVERY SURCHARGES		SMALLER VOLUME ORDERS	
Quoted Volume		200 Reels	100 Reels	50 Reels	25 Reels
300 Reels	60 Boxes+	£11.00	£22.00	£17.00	£9.00
200 Reels	40 Boxes		£16.00	£14.00	£7.00
100 Reels	20 Boxes			£7.50	£5.00
50 Reels	10 Boxes				£7.50
30 Reels	6 Boxes				
					10 Reels
					£7.50

*Please note special surcharges apply at specific volumes for most lead profile customers. Also LME credit or surcharges apply (please ask our sales office for details).

