

VARIATIONS GUIDE:
EX-STOCK
COLOUR RANGE



WE CARE
WE ACT



OMNIA

Introducing a product suite that ticks every box

A new era for fenestration
True flush appearance inside and out
Exceptional thermal and acoustic properties
Fully compliant with current and future building regulations
OMNIA. The Window and Door system you've been waiting for.

To find out more:

INSTALLER? Contact your Fabricator

FABRICATOR? Contact your Business Development Manager

or visit: veka-omnia.co.uk



Contents

Guide to Lamination Charts	4-5	Imagine Patio Door.....	22-23
VEKA M70.....	6-7	VEKA & Halo Composite Door	24-25
VEKA Matrix Fully Sculptured	8-9	OMNIA.....	26-29
Halo System 10	10-11	Ancillaries	30-31
Halo Rustique.....	12-13	Cross Systems Colour Guide.....	32-33
VEKA & Halo FlushSash	14-15	Ex-Stock Colour Range.....	34-35
Imagine Vertical Slider.....	16-17	Made To Order Colour Range.....	36-37
VEKA & Halo Fully Reversible.....	18-19	Reinforcement Guidelines	38-39
Imagine Bi-Fold Door	20-21		



97% of our orders are fulfilled from stock.
Our delivery promise for stocked items is order on day 1, delivery on day 3.

The colours in this Variations Guide are ex-stock, sharing the same lead time as our standard profile. However, we do also have a range of Made-to-Order colours on extended lead times.

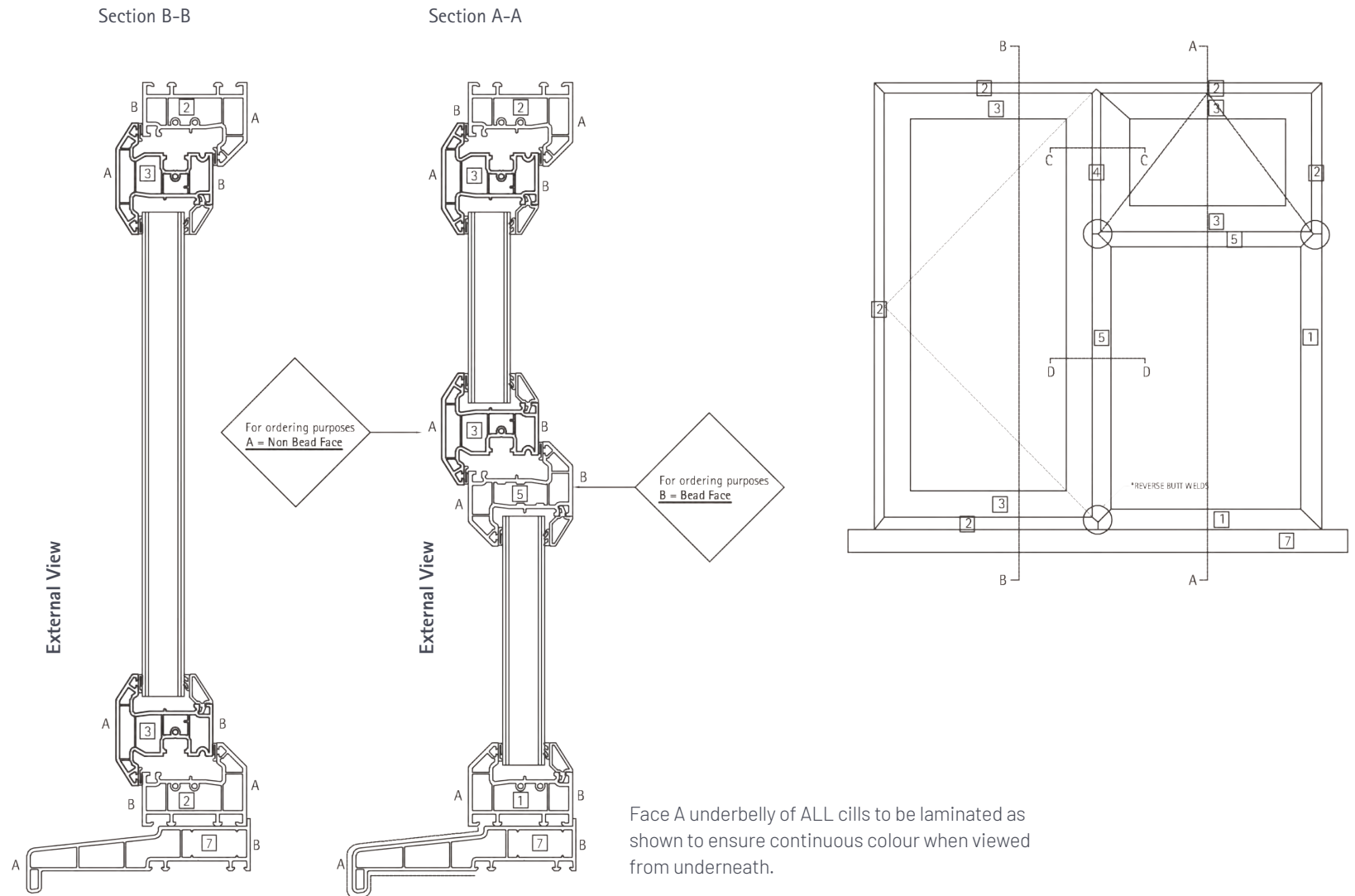


Guide to our Lamination Charts

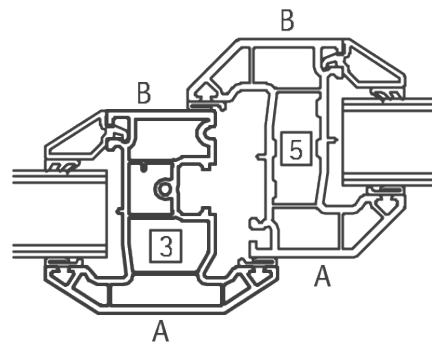
To assist with profile orders, all lamination charts clearly identify all A & B faces.

Standard Casement Window

Drawing identifies internal and external faces on a typically internally beaded frame. This same logic will apply to VEKA & Halo systems.

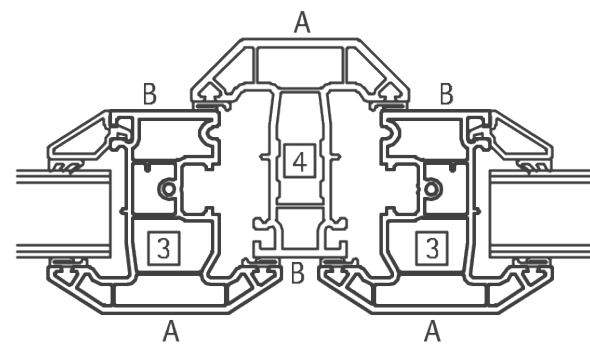


Section D-D



External View

Section C-C



External View



VEKA M70

Ex-Stock Colour Availability

For RAL codes and to compare colour across multiple systems, please refer to our cross systems colour guide on pages 32-33



Colour	Sides	Base
Agate Grey	1	White
Anthracite Grey FEINSTRUKTUR*	1	White
Anthracite Grey FEINSTRUKTUR*	2	Grey
Black FEINSTRUKTUR*	1	White
Black FEINSTRUKTUR*	2	Grey
Anthracite Grey	1	White
Anthracite Grey	2	Grey
Anthracite Grey Smooth	1	White
Anthracite Grey Smooth	2	Grey
Anthracite Grey SPECTRAL*	1	White
Anthracite Grey SPECTRAL*	2	Grey
Basalt Grey	1	White
Beck Brown	1	White
Beck Brown	2	Brown
Chartwell Green	1	White
Cream	1	White
Cream	2	White
Golden Oak	1	White
Golden Oak	2	Brown
Pebble Grey	1	White
Rosewood	1	White
Rosewood	2	Brown
Silver Grey	1	White
Slate Grey	1	White
White	1	White
White	2	White

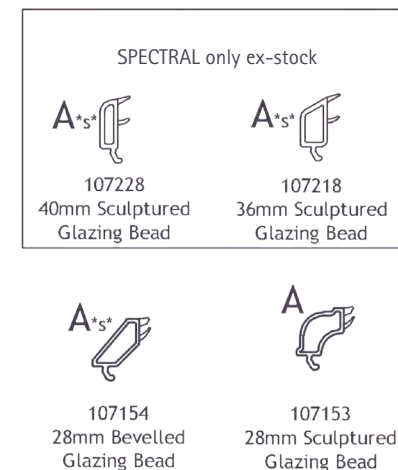
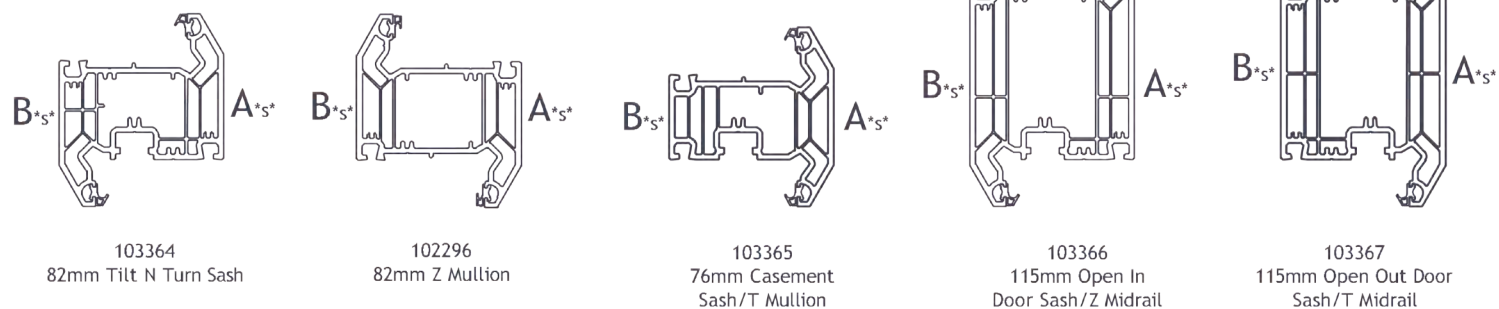
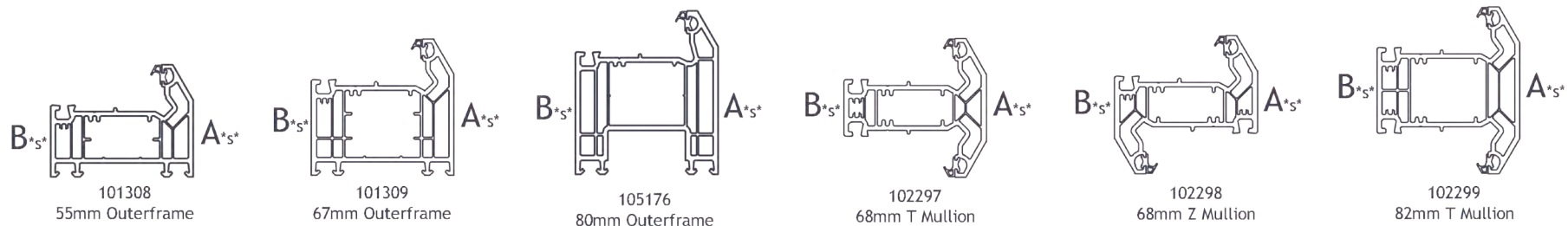
With its clean bevelled design M70 offers the contemporary look that consumers demand, alongside durability, security, and thermal efficiency.

*Feinstruktur and SPECTRAL are only available on bevelled or flat surfaces

Lamination Chart

Any face with an *s* next to it is offered in SPECTRAL and only on bevelled faces.

Download the latest Variations
Brochure with the most up to date
lamination charts.





VEKA Matrix Fully Sculptured

Ex-Stock Colour Availability

For RAL codes and to compare colour across multiple systems, please refer to our cross systems colour guide on pages 32-33

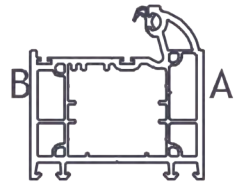


Colour	Sides	Base
Agate Grey	1	White
Anthracite Grey	1	White
Anthracite Grey	2	Grey
Anthracite Grey Smooth	1	White
Anthracite Grey Smooth	2	Grey
Beck Brown	1	White
Beck Brown	2	Brown
Chartwell Green	1	White
Pebble Grey	1	White
Cream	1	White
Cream	2	White
Golden Oak	1	White
Golden Oak	2	Brown
Irish Oak	1	White
Irish Oak	2	Brown
Rosewood	1	White
Rosewood	2	Brown
Silver Grey	1	White
Slate Grey	1	White
White	1	White
White	2	White

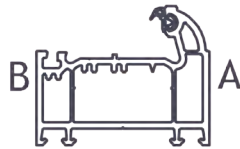
Matrix Fully Sculptured was designed to replicate the traditional aesthetics and feel of quality timber frames with the additional performance benefits of PVCu.

Lamination Chart

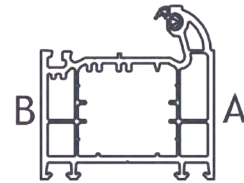
Download the latest Variations
Brochure with the most up to date
lamination charts.



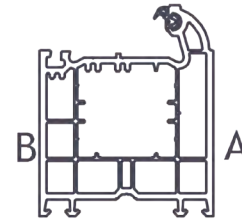
101228
70mm Composite
Door Outerframe



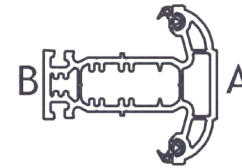
101160
56mm Outerframe



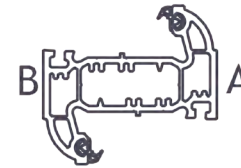
101161
70mm Outerframe



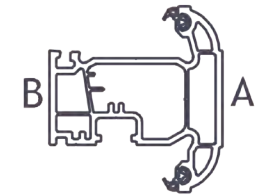
101162
85mm Outerframe



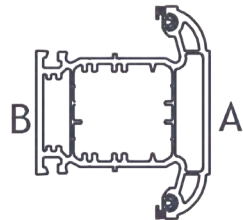
102261
64mm T Mullion



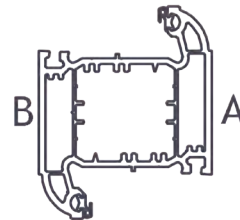
102260
64mm Z Mullion



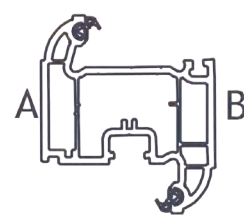
103264
75mm Casement Sash



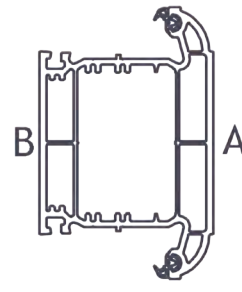
102263
86mm T Mullion



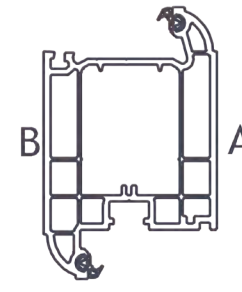
102262
86mm Z Mullion



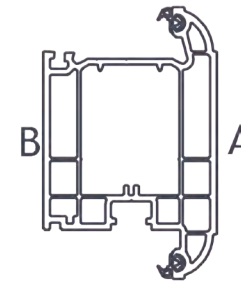
103267
80mm Tilt & Turn Sash



102264
110mm Midrail



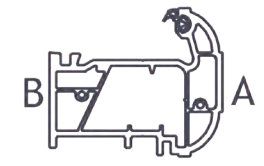
105168
110mm Z Door Sash



105169
110mm T Door Sash




107155
28mm Sculptured
Glazing Bead



102265
60mm False Mullion

For RAL codes and to compare colour across multiple systems, please refer to our cross systems colour guide on pages 32-33



Combining the beauty of a design classic, combined with the latest industry thinking, the Imagine Vertical Slider has 30 clever details making it the most technically advanced on the market.

No MTO colour options available on Imagine VS**

Colour	Sides	Base
Agate Grey	1	White
Agate Grey	2	White
Anthracite Grey	1	White
Anthracite Grey	2	Grey
Anthracite Grey Smooth	1	White
Beck Brown	1	White
Chartwell Green	1	White
Chartwell Green	2	White
Cream	1	White
Cream	2	White
Golden Oak	1	White
Golden Oak	2	Brown
Irish Oak	1	White
Pebble Grey	1	White
Pebble Grey/White**	2	White
Rosewood	1	White
Rosewood	2	Brown
Silver Grey	1	White
Slate Grey	1	White
White	1	White
White	2	White

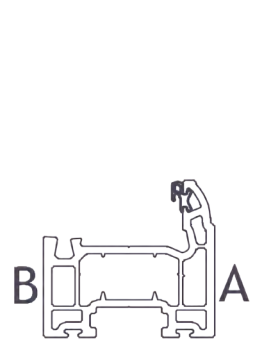
****Ex-stock colour combinations are those shown on the chart, any other combination is classed as MTO and is not available on this product.**

Note: External balance chamber is Black co-extruded on all base colours.

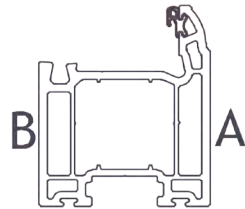
****White on dual colour is always internal face**

Lamination Chart

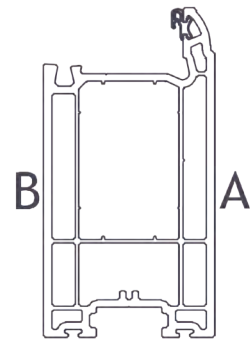
Download the latest Variations
Brochure with the most up to date
lamination charts.



105032
50mm Upper Sash



105033
64mm Lower Sash



105034
105mm Lower Sash Bottom Rail



107169
Sculptured
Glazing Bead



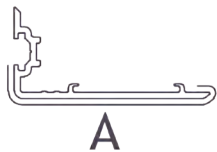
105412
Bead Bar



105413
Frame Infill
With Brush



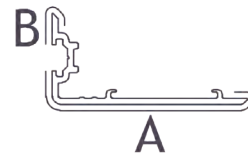
105414
Frame Infill
Without Brush



A



B



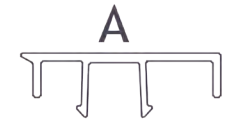
B

A

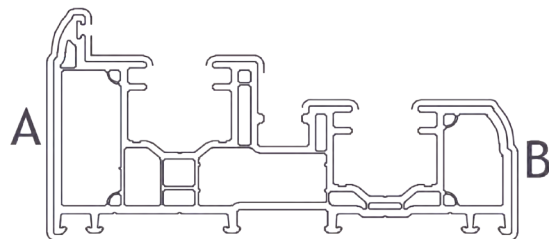
105039
Sash Cover / Interlock (3 Variants)



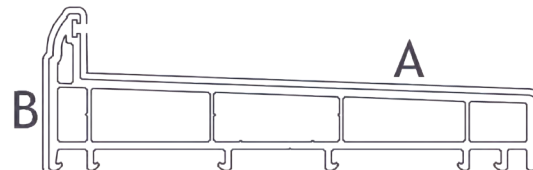
107118
Square
Glazing Bead



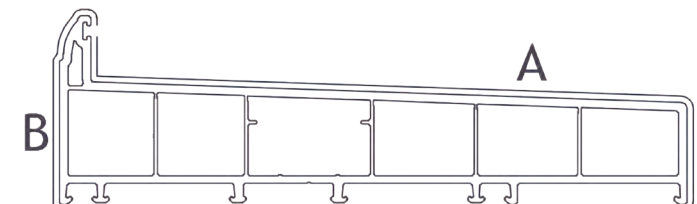
105415
Infill Sash
Stop



105411
70mm Outerframe



105037
155mm Cill



105410
200mm Cill

For RAL codes and to compare colour across multiple systems, please refer to our cross systems colour guide on pages 32-33



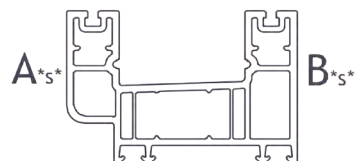
Colour	Sides	Base
Agate Grey	1	White
Anthracite Grey FEINSTRUKTUR*	1	White
Anthracite Grey FEINSTRUKTUR*	2	Grey
Black FEINSTRUKTUR*	1	White
Black FEINSTRUKTUR*	2	Grey
Anthracite Grey	1	White
Anthracite Grey	2	Grey
Anthracite Grey Smooth	1	White
Anthracite Grey Smooth	2	Grey
Anthracite Grey SPECTRAL*	1	White
Anthracite Grey SPECTRAL*	2	Grey
Beck Brown	1	White
Beck Brown	2	Brown
Chartwell Green	1	White
Cream	1	White
Cream	2	White
Golden Oak	1	White
Golden Oak	2	Brown
Rosewood	1	White
Rosewood	2	Brown
Silver Grey	1	White
Slate Grey	1	White
White	1	White
White	2	White

The Imagine Patio Door offers stylish design, multiple configurations and a host of technical features for advanced functionality, security and performance.

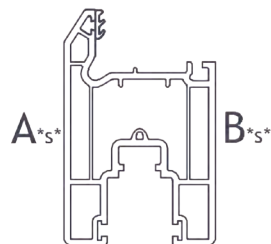
Lamination Chart

Any face with an *s* next to it is offered in SPECTRAL and only on bevelled faces.

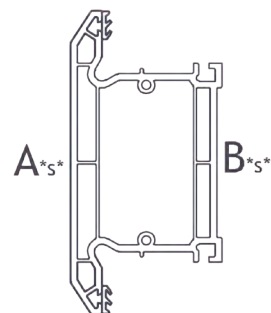
Download the latest Variations
Brochure with the most up to date
lamination charts.



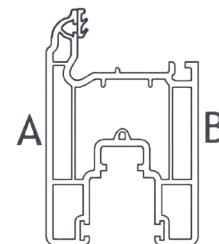
105178
58mm Patio Outerframe



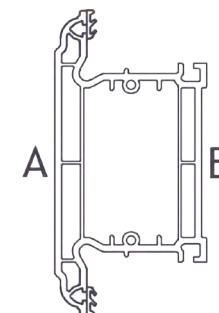
705151
Patio Sash
Bevelled



702152
Patio Midrail
Bevelled



703251
Patio Sash Sculptured



705252
Patio Midrail
Sculptured



707427
28mm Bevelled
Glazing Bead



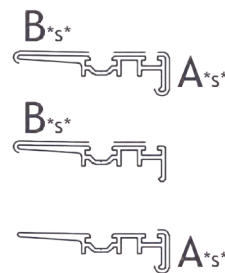
707432
28mm Sculptured
Glazing Bead



707426
32mm Bevelled
Glazing Bead



109064
Draught Strip



704181
Interlock (3 Variants)



705152
Outerframe Cover



709112
Sash Cover



Composite Door

Ex-Stock Colour Availability

For RAL codes and to compare colour across multiple systems, please refer to our cross systems colour guide on pages 32-33



Colour	Sides	Base
Anthracite Grey FEINSTRUKTUR*	1	White
Anthracite Grey FEINSTRUKTUR*	2	Grey
Black FEINSTRUKTUR*	1	White
Black FEINSTRUKTUR*	2	Grey
Anthracite Grey	1	White
Anthracite Grey	2	Grey
Anthracite Grey SPECTRAL*	1	White
Anthracite Grey SPECTRAL*	2	Grey
Beck Brown	1	White
Cream	1	White
Chartwell Green	1	White
Golden Oak	1	White
Rosewood	1	White
Rosewood	2	Brown

The VEKA & Halo composite door profile is suitable for use with standard composite door slabs, with bevelled or sculptured design to suit your requirements.

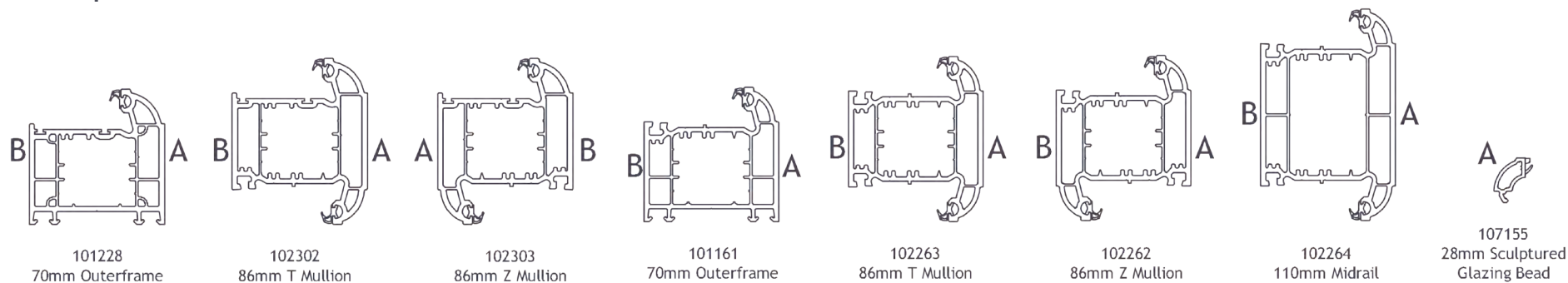
Lamination Chart

Any face with an *s* next to it is offered in SPECTRAL and only on bevelled faces.

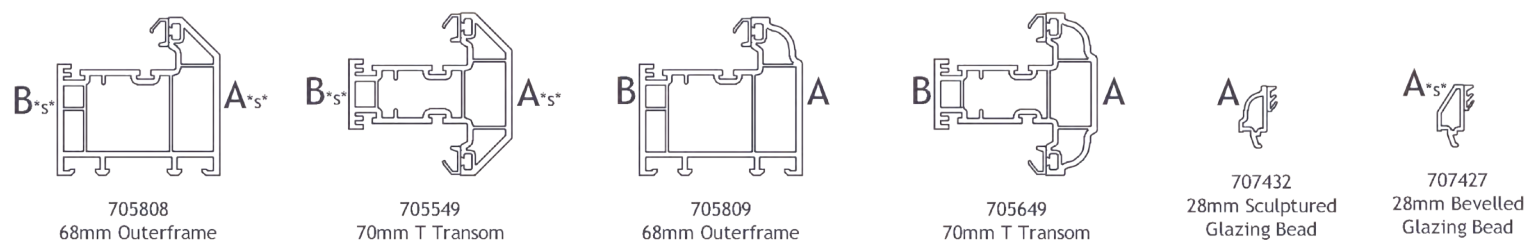
Download the latest Variations
Brochure with the most up to date
lamination charts.



VEKA Composite Door



Halo Composite Door



For RAL codes and to compare colour across multiple systems, please refer to our cross systems colour guide on pages 32-33

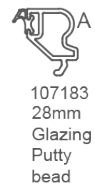
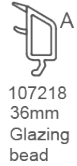
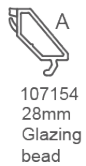
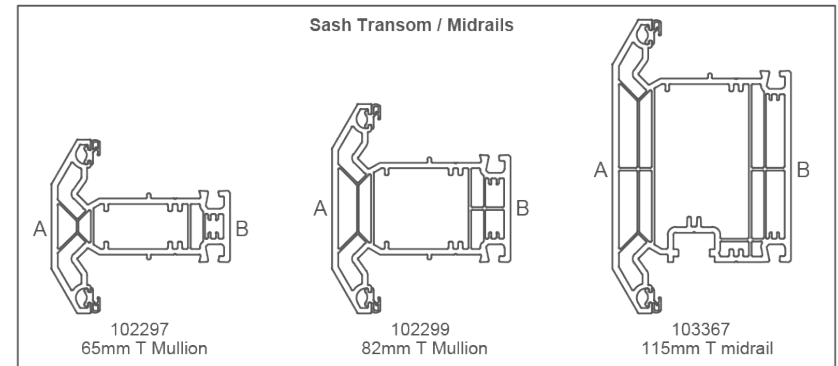
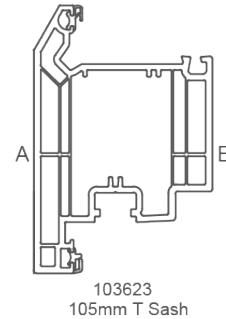
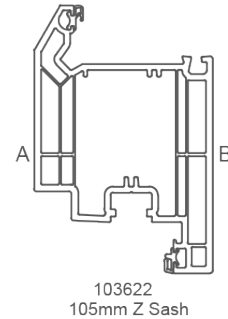
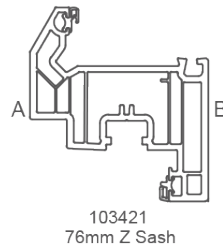
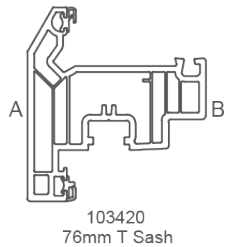
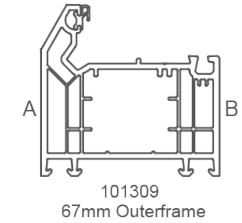
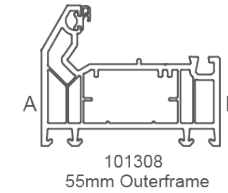
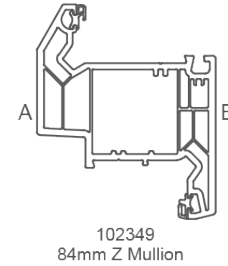
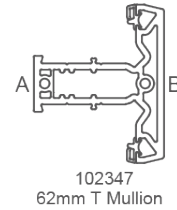
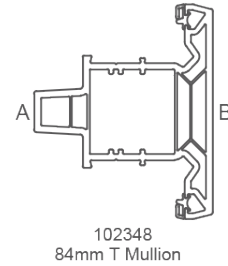
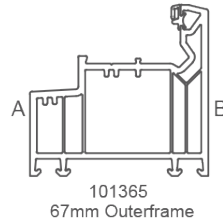
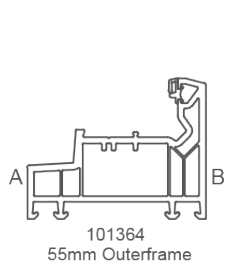


Colour	Sides	Base
Agate Grey	1	White
Agate Grey/White**	2	White
Anthracite Grey FEINSTRUKTUR*	1	White
Anthracite Grey FEINSTRUKTUR*	2	Grey
Black FEINSTRUKTUR*	1	White
Black FEINSTRUKTUR*	2	Grey
Anthracite Grey	1	White
Anthracite Grey	2	Grey
Anthracite Grey/White**	2	White
Anthracite Grey Smooth	1	White
Anthracite Grey Smooth/White**	2	White
Beck Brown	1	White
Beck Brown	2	Grey
Beck Brown/White**	2	White
Chartwell Green	1	White
Sage Green	1	White
Claystone	1	White
Claystone/White**	2	White
Cream	1	White
Cream	2	White
Cream/White**	2	White
Irish Oak	2	Grey
Pebble Grey	1	White
Pebble Grey/White**	2	White
White	1	White
White	2	White

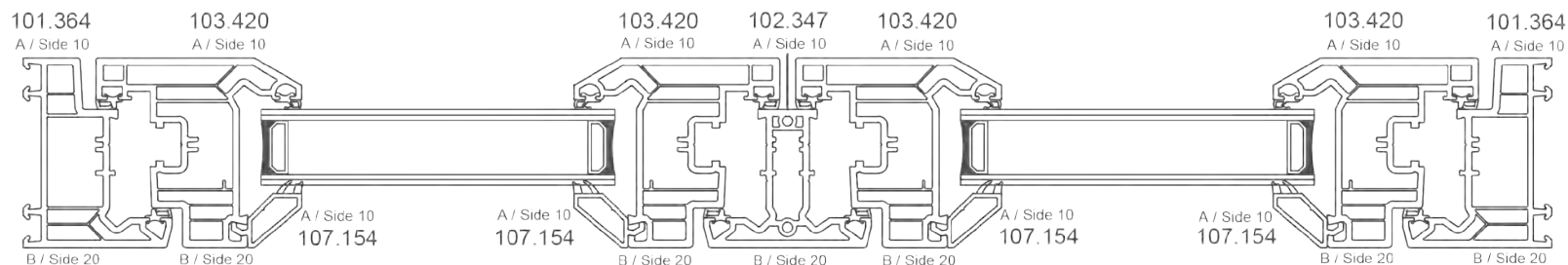
With Casement windows, Tilt and Turn, French and Residential doors, OMNIA is a pioneering system creating a truly flush appearance inside and out, setting the standard for design, efficiency, and security.

*Feinstruktur and SPECTRAL are only available on bevelled or flat surfaces

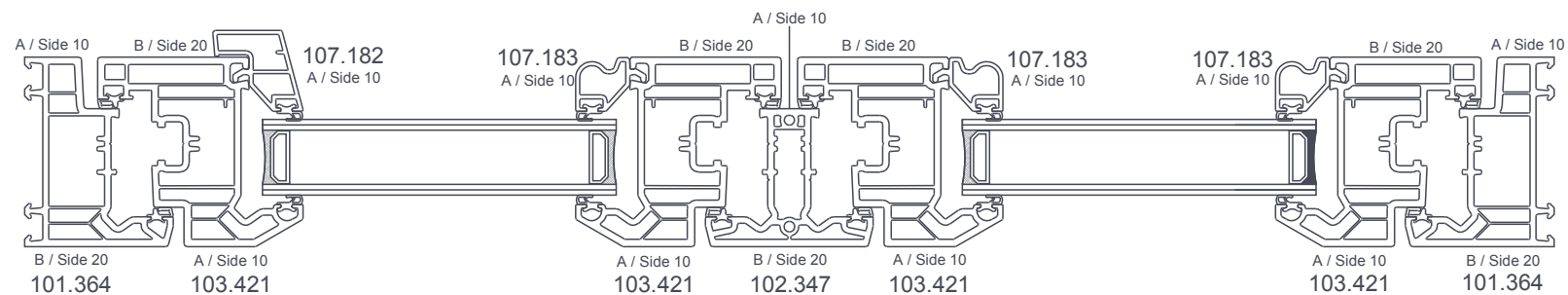
**White on dual colour is always internal face



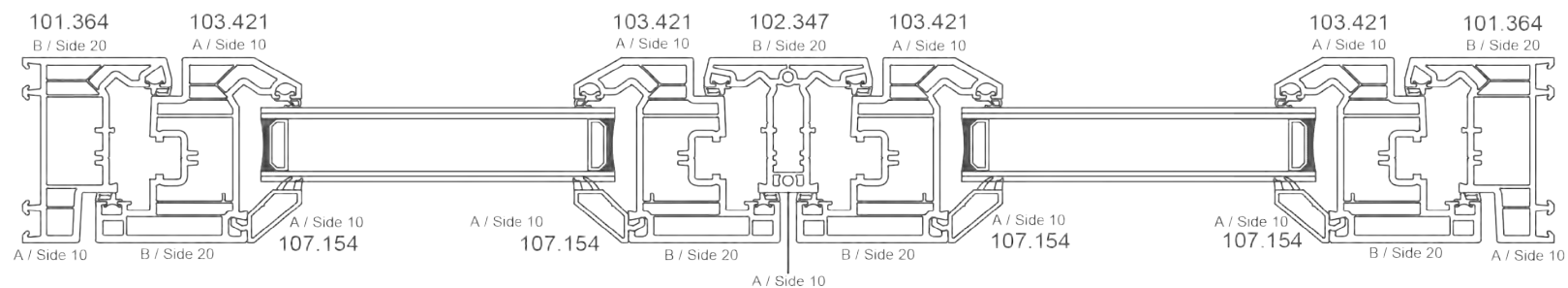
OMNIA Casement



OMNIA Externally Beaded Casement



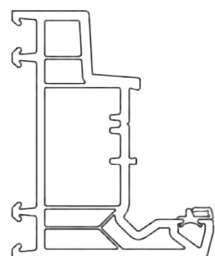
OMNIA Tilt & Turn





101.364

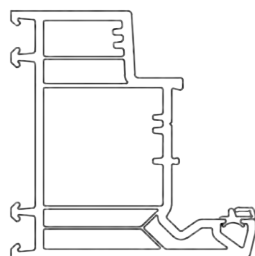
A / Side 10



B / Side 20

101.365

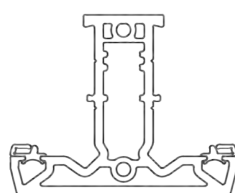
A / Side 10



B / Side 20

102.347

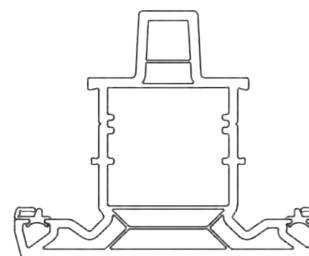
A / Side 10



B / Side 20

102.348

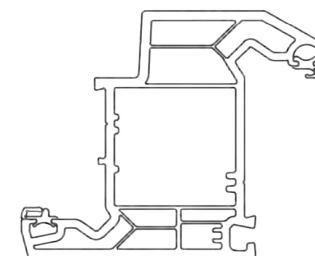
A / Side 10



B / Side 20

102.349

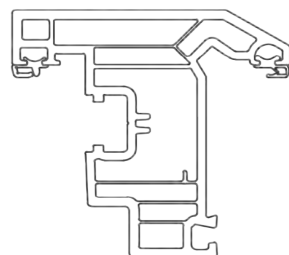
A / Side 10



B / Side 20

103.420

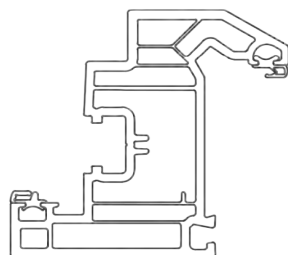
A / Side 10



B / Side 20

103.421

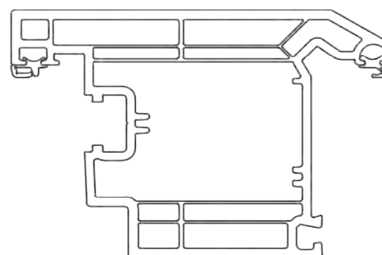
A / Side 10



B / Side 20

103.623

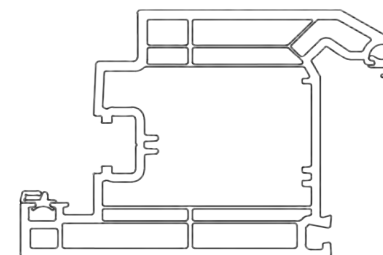
A / Side 10



B / Side 20

103.622

A / Side 10




B / Side 20



Ancillaries
Ex-Stock Colour Availability

For RAL codes and to compare colour across multiple systems, please refer to our cross systems colour guide on pages 32-33



A range of laminated ancillaries and injection mouldings are fully compatible with all profile systems, providing the perfect professional finish for any installation.

NOTE: Base colour will be dependent on ancillary ordered, this can be checked with customer services on placement of order.

Colour	Sides
Agate Grey	1
Agate Grey	2
Agate Grey / White**	2
Anthracite Grey FEINSTRUKTUR*	1
Anthracite Grey FEINSTRUKTUR*	2
Anthracite Grey FEINSTRUKTUR* / White**	2
Black FEINSTRUKTUR*	1
Black FEINSTRUKTUR*	2
Black FEINSTRUKTUR* / White**	2
Anthracite Grey	1
Anthracite Grey	2
Anthracite Grey / White**	2
Anthracite Grey Smooth	1
Anthracite Grey Smooth	2
Anthracite Grey Smooth / White**	2
Anthracite Grey SPECTRAL*	1
Anthracite Grey SPECTRAL*	2
Basalt Grey	1
Beck Brown	1
Beck Brown	2
Beck Brown/White**	2
Chartwell Green	1
Chartwell Green	2
Sage Green	1
Claystone	1
Claystone/White**	2
Cream	1
Cream	2
Cream/White	2
Golden Oak	1
Golden Oak	2
Irish Oak	1
Irish Oak	2
Pebble Grey	1
Pebble Grey	2
Pebble Grey/White**	2
Rosewood	1
Rosewood	2
Silver Grey	1
Slate Grey	1
White	1
White	2

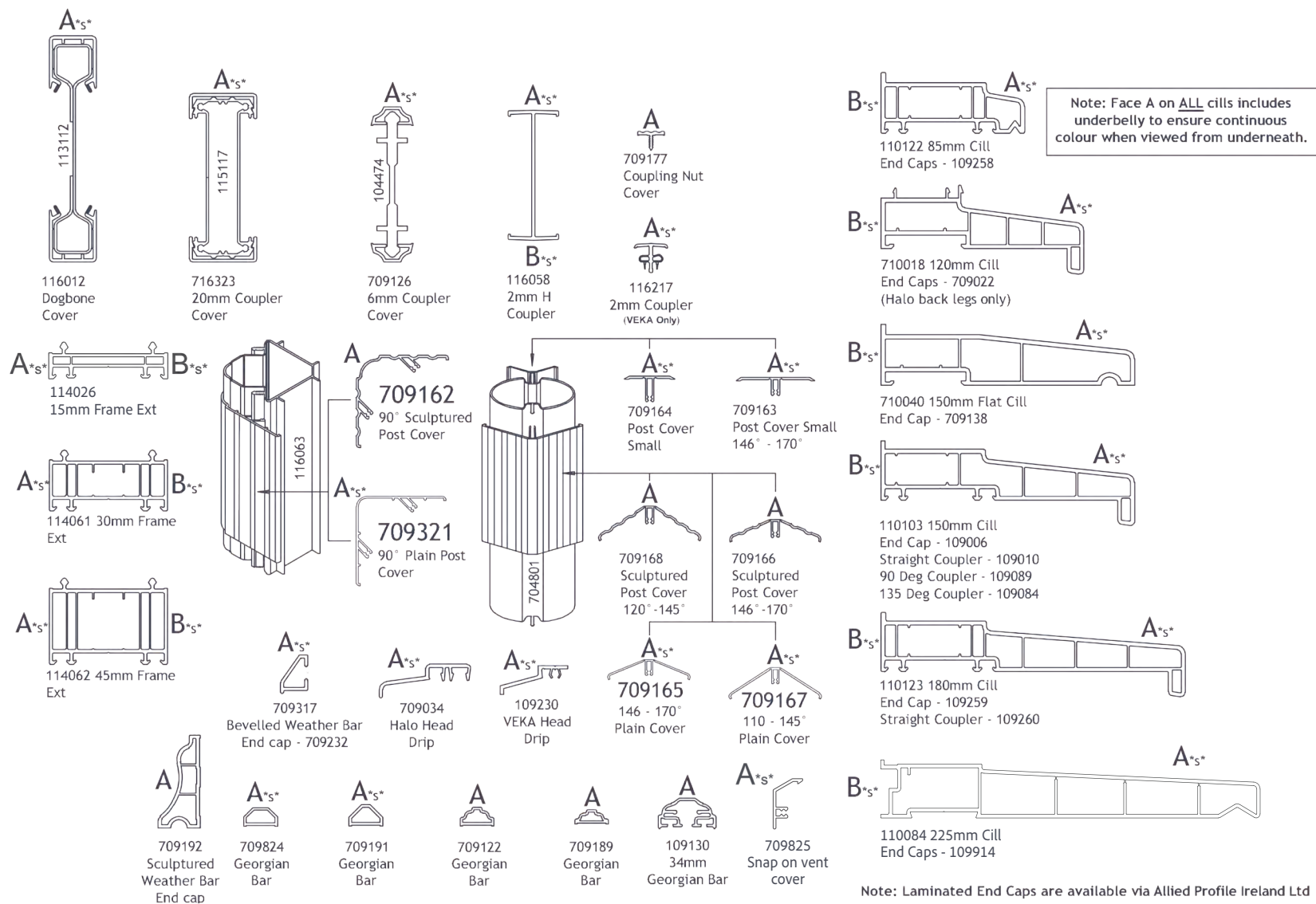
*Feinstruktur and SPECTRAL are only available on bevelled or flat surfaces

**White on dual colour is always internal face

Lamination Chart

Any face with an *s* next to it is offered in SPECTRAL and only on bevelled faces.

Download the latest Variations
Brochure with the most up to date
lamination charts.



VEKA Cross Systems Colour Guide

We have included this quick cross systems colour guide so you can compare colours across multiple systems.
These colours are ex-stock, please contact us for more information on made to order colours.

Colour	Reference	RAL Colour		VEKA M70			VEKA Matrix Fully Sculptured			Halo System 10			Halo Rustique			VEKA & Halo Flush Sash		
				Sides			Sides			Sides			Sides			Sides		
				1 Side	2 Sides		1 Side	2 Sides		1 Side	2 Sides		1 Side	2 Sides		1 Side	2 Sides	
Agate Grey	Agte	7038	→	White		→	White		→	White	White	→	White	White	→	White	White	→
Agate Grey / White**	Agte / White	7038 / 9010	→			→			→		White	→		White	→			→
Anthracite Grey Feinstruktur*	AnthFS	7016	→	White	Grey	→			→	White	Grey	→			→			→
Black Feinstruktur*	BlckFS	9005	→	White	Grey	→			→	White	Grey	→			→			→
Anthracite Grey	Anth	7016	→	White	Grey	→	White	Grey	→	White	Grey	→	White	Grey	→	White	Grey	→
Anthracite Grey / White**	Anth / White	7016 / 9010	→			→			→		White	→		White	→	White	White	→
Anthracite Grey Smooth	Anth#	7016	→	White	Grey	→	White	Grey	→	White	Grey	→	White	Grey	→	White	Grey	→
Anthracite Grey Smooth / White**	Anth / White	7016 / 9010	→			→			→		White	→		White	→	White	White	→
Anthracite Grey SPECTRAL*	S / Anth	7016	→	White	Grey	→			→	White	Grey	→			→	White	Grey	→
Basalt Grey	Bslt	7012	→	White		→			→			→			→	White		→
Beck Brown	Blck	8022	→	White	Brown	→	White	Brown	→	White	Brown	→	White	Brown	→	White	Brown	→
Beck Brown / White**	Blck / White	8022 / 9010	→			→			→			→		White	→	White	White	→
Chartwell Green	CGrn	-	→	White		→	White		→	White		→	White		→	White		→
Claystone	Clay	-	→			→			→			→			→			→
Claystone / White**	Clay / White	- / 9010	→			→			→			→			→			→
Cream	Crem	9001	→	White	White	→	White	White	→	White	White	→	White	White	→	White	White	→
Cream / White**	Crem / White	9001 / 9010	→			→			→			→		White	→	White	White	→
Golden Oak	GOak	8001	→	White	Brown	→	White	Brown	→	White	Brown	→	White	Brown	→	White	Brown	→
Irish Oak	IOak	1011	→			→	White	Brown	→	White	Brown	→	White	Brown	→	White	Brown	→
Pebble Grey	Pbbl	7032	→	White		→	White		→	White		→	White		→	White		→
Pebble Grey / White**	Pbbl / White	7032 / 9010	→			→			→		White	→		White	→	White	White	→
Rosewood	Rose	8017	→	White	Brown	→	White	Brown	→	White	Brown	→	White	Brown	→	White	Brown	→
Sage Green	Sage	-	→			→			→			→			→			→
Silver Grey	Silv	7001	→	White		→	White		→	White		→	White		→	White		→
Slate Grey	Slte	7015	→	White		→	White		→	White		→	White		→	White		→
White	White	9010	→	White	White	→	White	White	→	White	White	→	White	White	→	White	White	→

VEKA plc

Farrington Road
Rossendale Road Ind. Est.
Burnley, Lancashire
BB11 5DA

Tel: 01282 716611
veka.co.uk



V9/25

Images are for illustration purpose only. We reserve the right to change product specification at any time.
Due to the limitations of the printing process we recommend that an accurate colour swatch is requested prior to ordering.
The company cannot accept any responsibility for colours or images shown in this brochure.
All information within this brochure is correct at time of going to print.

Company No. 01626563 | VAT No. GB 497951576